

Needs Assessment of the National Statistics System

United Republic of Tanzania

FINAL REPORT

JUNE 2018

Needs Assessment of the National Statistics System

United Republic of Tanzania

FINAL REPORT

JUNE 2018

Published 2018

Published by: National Bureau of Statistics

Address: Plot 18 Kivukoni Road

P.O. Box 7961192

Dar es Salaam, TZ

+255 (0) 22-2122722/3

Fax: 041-256-237553

Email: dg@nbs.go.tz

Website: www.nbs.go.tz

Copyright © 2018 National Bureau of Statistics (NBS),

The material in this document may be freely reproduced provided due acknowledgement is made to the publisher and source.

ISBN:

With technical and financial support of:

UN Women Tanzania.

TABLE OF CONTENTS

Statement by Hodan Addou, UN WOMEN Country Representative.....	iv
Preface.....	v
Acknowledgements.....	vi
Acronyms.....	vii
Executive Summary.....	ix

1. Introduction & Background	1
2. Legal and Policy Environment.....	13
3. Capacities for Producing Gender Statistics in Tanzania.....	31
4. Access and Use of Gender Statistics.....	45
5. Conclusions and General Recommendations.	53

References	62
-------------------------	-----------

Annex 1: List of People Interviewed.....	65
---	-----------

List of Graphs

Figure 1: Percentage Distribution of the 2015 Estimated Population by Age Group and Sex: Tanzania	4
Figure 2: The Population Pyramid for Zanzibar	5
Figure 3: Tanzania GDP Growth Rates from 2010-2015.....	7
Figure 4: The GDP Growth Rate for Zanzibar.....	7

STATEMENT BY HODAN ADDOU, UN WOMEN COUNTRY REPRESENTATIVE

In September 2015, the United Nations General Assembly adopted by consensus Resolution 70/1: Transforming our world: the 2030 Agenda for Sustainable Development (the 2030 Agenda). The Resolution states that “realizing gender equality and the empowerment of women and girls will make a crucial contribution to progress”. The prioritization of gender equality and women’s rights is reflected in a cross-cutting manner throughout every part of the 2030 Agenda.

UN Women believes that robust indicators and quality data are of critical importance and will to a large extent determine whether policy efforts are marshaled, and the goals and targets are achieved. The demand for greater support for statistics has increased as Uganda implements the SDGs. Our work through the Flagship Programme

Initiative, “Making Every Woman and Girl Count: Supporting the Monitoring and Implementation of the SDGs through Better Production and Use of Gender Statistics”, aims to ensure that gender statistics are available, accessible and analyzed to inform policy making for delivering gender equality and women’s empowerment.

UN Women deeply acknowledges the active participation and commendable cooperation of the public representatives of the government and development partners for making this effort successful.

Hodan Addou

Country Representative

UN WOMEN

PREFACE

The Needs Assessment Report for Gender statistics is timely and extremely relevant during this period when the United Republic of Tanzania is implementing the 2030 global agenda through its FYDP II in mainland and MKUZA III in Zanzibar. The principle of “leave no One Behind embedded in Implementation of the 2030 agenda has called for a revolution in the manner in which our National Statistical Systems (NSS) collect, package and disseminate national statistics and routine data at MDAs and LGAs. In specific it underscores the need for strengthening the production of gender statistics to provide the basis for analyzing the situation of women and men and the impact of policies on their real lived lives. In addition to informing policy changes and development, the NSOs further appreciate the potential

role of gender statistics in improving the NSS in designing survey tools, in sampling procedures, in processing and packaging data as well as dissemination of data.

The gaps which have been identified in this needs assessment report particularly those related to three interrelated areas of: enabling policy environment, data production, accessibility and use for strengthening the gender statistical system in the United Republic of Tanzania. Addressing the capacity needs, access and dissemination of gender statistics will inform future Tanzania Statistical Master Plan (TSMP II). We call upon our development partners particularly UN Women to support Government efforts in addressing those gaps.

Ms. Mayasa Mwinyi

Chief Statistician

**Office of the Chief Statistician (OCGS)
Zanzibar**

Dr. Albina Chuwa

Director General

National Bureau of Statistics

ACKNOWLEDGEMENTS

The Needs Assessment Report resulted from a highly consultative process which involved various individuals within the NSS including from academia and research institutes, government ministries, MDAs, and LGAs, CSOs, as well as individuals from the NSOs namely the National Bureau of Statistics (NBS), the Office of the Chief Government Statistician (OCGS); We thank them all for their valuable inputs during the different stages of developing this report. We however feel indebted to a few individuals whose contribution was outstandingly significant in the entire process of developing this report. First, we wish to acknowledge the team of our national consultants, Prof Ruth Meena and Mr. Ahmed Makbel who facilitated the entire process and finally compiled different products of this report. We are also grateful to external consultants, namely Edna Akulq from Uganda UN Women Country Office, who steered the initial process of developing the project document, Ms. Jessamyn Encarnacion, who further refined the project document and joined the facilitation team of the validation workshop, as

well as provided valuable inputs to the needs assessment report. The UN staff particularly Ms Usu Mallya who provided leadership of the entire process, Ms. Pielina Lamba for logistical support including setting up appointments, and other logistical support during the validation workshop.

Finally, but not least the UN Women Headquarters for selecting Tanzania as one of pilot countries to pioneer its global flagship Initiative: 'let Every Woman and Girl Count' and further supporting the development of this assessment.

Hodan Addou

UN Women Country Representative
(Tanzania)

Ms Mayasa Mwinyi

Chief Statistician, Office of the Chief
Statistician (OCGS), Zanzibar

Dr. Albina Chuwa

Director General,
National Bureau of Statistics (NBS).

LIST OF ACRONYMS

ACHPR	African Charter on Human and Peoples Rights
APRM	African Peer Review Mechanism
AU	African Union
AGGES	African Group on Gender Statistics (AGGES).
CEDAW	Convention on the Elimination of All Forms of Discrimination against Women
CRC	the Convention on the Rights of the Child
CSOs	Civil Society Organisations
ESRF	Economic and Social Research Foundation
ECOSOC	United Nations Economic and Social Council
FPI	Flagship Program Initiative
FYDP11`	Five Years Development Plan 11
GAPR	Government Annual Performance Report
GBV	Gender-based Violence
HDR	Human Development Report
IAEG-GS	Inter-agency and Expert Group on Gender Statistics
IAEG-SDGs	Inter-agency and Expert Group on SDG Indicators
LGAs,	Local Government Authorities
MDAs	Ministries and Departmental Agencies
MKUKUTA	Mpango WA Kuondoa Umaskini Tanzania
MKUZA	Mpango WA Kuondoa Umaskini Zanzibar
MEWGC	Making Every Woman and Girl Count
MTEF	Midterm Expenditure Framework
NSOs	National Statistics Office
NBS	National Bureau of Statistics
NSO	National Statistical Office
NSS	National Statistical Systems
NSDS	National Statistics Development Strategies
OCGS	Office of Chief Government Statistician
PHC	Population and Housing Census
SDGs	Sustainable Development Goals
SADC	Southern Africa Development Cooperation
StatCom-Africa	The Statistical Commission for Africa
REPOA	Research on Poverty Alleviating

TCRA	Tanzania Communication Regulatory Authority
TISD	Tanzania Integrated Statistical Data Base
TSMP	Tanzania Statistical Master Plan
TGNP	Tanzania Gender Networking Program
TAMWA	Tanzania Women Lawyers Association
UNDP	United Nations Development Program
UNSC	United Nations Statistical Commission
UN Women	United Nations Entity for Gender Equality and the Empowerment of Women
URT	United Republic of Tanzania
VAW	Violence against Women
RGoZ	Revolutionary Government of Zanzibar

EXECUTIVE SUMMARY

Twenty years after the Beijing Declaration, and a Platform of Action (UN 1995) world governments expressed a desire of bringing about “radical shift” in the production, availability, accessibility and use of quality data and statistics on key aspects of gender equality and women’s empowerment’. The commitments expressed by global leaders in the 2030 Agenda for Sustainable Development required a ‘revolution’ on how tools, methods and processes of monitoring intervention impacts on the lives of women, girls, men and boys as a strategy to transform the lives of women and girls all over the world. Inspired by the global commitments to address gender inequality in a more holistic manner, the UN Women launched its Flagship Program Initiative (FIP), “Every Woman and Girl Count” (EWGC). The FPI is being piloted in 12 ‘path finder’ countries including Tanzania. This report is one of the first products of the FIP.

The programme is hence intended to facilitate availability of accurate information on gender and women’s rights, in order to influence evidence base information for policy and decision making. The MEWGC focuses on three interrelated areas namely:

- Enabling policy and legal environment
- Enhancing NSS capacity in production and dissemination of gender statistics
- Facilitating access and use of gender statistics.

The report is a needs assessment of the gender statistics within the National Statistics System in Tanzania. Gender

statistics are defined as “Statistics that adequately reflect differences and inequalities in the situation of women and men in all areas of their lives” (FAO 2011 available at: <https://unstats.un.org/unsd/genderstatmanual>). Gender is a socio-cultural attribute which defines and constructs what it is to be a man and what it is to be a woman in terms of roles, rights, entitlements, responsibilities. Sex on the other hand is a biological attribute of being a female or a male. Sex disaggregated statistics show the differences in terms of numbers, while gender statistics have to reflect gender issues and concerns related to women and men’s lived experiences, which include their specific needs, opportunities and contributions to their society (UN 2001a, 2002, 2006 and 2007). Production of gender statistics hence require producing data which is disaggregated by sex and other variables that reveal these differences or inequalities.

The assessment covered three main areas that are: The policy and legal environment, Capacity need assessment and access and use of gender statistics. The report has five main sections, that is the background and context, legal capacity assessment, capacity assessment, access and use of gender statistics and the final section includes general conclusions and recommendations.

BACKGROUND

The analysis of the Tanzanian socio-economic, demographic and political contexts builds a strong case for the need of strengthening capacities for production, analysis, dissemination

and use of gender statistics. A young fast-growing population, facing challenges of high levels of early pregnancy, high fertility rates, which in turn have resulted in high school drop out for girls, low level performance and vulnerability to VAWGs calls for innovative strategies and policy measure of addressing population related challenges. This in turn requires new tools, methods and approaches of collective evidence to inform such policies.

For the past decade Tanzania has experienced impressive growth indicators measured in GDP rates. While this is a good sign of its road towards a middle-income country by 2025 as per its development Vision, this growth has not resulted into shared broad-based outcomes. Poverty levels remain high particularly in rural areas where most women and poor men are living. Again, this calls for new development interventions that will 'leave no One behind' towards the road to middle income level. This in turn demands new methods of poverty mapping that will capture the gendered nature of its outcome. Such analysis will have to include how social construction of gender results in widening inequalities in income and wealth. An analysis that includes the role of social institutions in perpetuating gender inequalities in income and wealth will be useful in capturing the reality of lived experiences of women and men in rural and urban poor locations.

Compared to other countries in the region, Tanzania seems to have enjoyed political stability and relative peace since independence. Systems and process are in place which allows transfer of political power from one regime. Ironically, this peace and stability has not resulted in peaceful homes, communities and even in

public institutions for women due to persistence forms of violence which Tanzanian women experience throughout their live cycles. MKUKUTA 1 had considered VAWG a governance issue which needed public resources to prevent and mitigate impact on victims. Various measures which have been taken to prevent and support victims do not seem to yield effective results. New strategies are needed to combat VAWG and support the victims. Gender analysis of governance systems and structures in our social cultural context will generate additional evidence to inform such policy interventions. Indeed, the Tanzania context justifies the choice of Tanzania as a 'pathfinder' country which is piloting the FPI whose overall objective is to support processes that will lead to substantive transformations of women and girls and achieve equality and empowerment.

ISSUES EMERGING FROM POLICY AND LEGAL ASSESSMENT

The assessment of the policy and legal environment for production, dissemination and use of gender statistics revealed both enabling factors and legal gaps. The URT is a party to various international, regional, sub-regional instruments for Gender Equality and Women's Empowerment (GEWE) which oblige the government to report progress towards achieving goals by providing data that reveal the real lived experiences of women. Reference is made to the Beijing Platform of Action and Declaration which called upon state parties to (UN: BPA 1995) " " ensure that statistics related to individuals are collected, compiled, analyze and presented by sex, age and reflect problems, issues and questions related to women

and men in their society (UN 1996). Other instruments demanding using of gender statistics include the SADC Gender and Development Declaration, African Charter on Human and Peoples Rights (ACHPR) and the Protocol to the ACHPR on the Rights of Women in Africa popularly referred to as the Maputo Protocol (2003) which obliged state *“Strengthen data collection to reveal the true extent of women’s human rights violation”* The Agenda 2063, **“The Africa We Want”** adopted in 2013, defines 20 goals, 256 targets and 23 indicators. Agenda 2063 is a strategic framework for the socio-economic transformation of the continent over the next 50 years. Again, data is needed to measure progress of achieving its aspiration of *‘Aspire that by 2063 Africa shall have: An entrenched and flourishing culture of human rights, democracy, gender equality, inclusion and peace’* A five year reporting framework is built into the Tanzania’s FYDP11 and MKUZA 111 which are the current macroeconomic frameworks.

Other GEWE regional frameworks include: The AU Gender Policy (2009) which provides guidelines of gender mainstreaming processes and obliges state parties to be reporting on progress. The African Score Card which is a tool to measure national level progress in GEWE in seven core sectors, namely: health, employment, business sector, access to credit, access to land, women in politics and decision making and education at secondary and tertiary levels. The scorecard also seeks to amplify the call for the collection, analysis, storage and dissemination of sex and gender disaggregated data to support gender analysis of policies and programs within the framework of the on-going data revolution in Africa. The African Charter on the Rights of

a Child which has a Monitoring and Evaluation Framework which provides common sets of indicators for tracking progress made by member countries in implementing the Plan of Action for African Fit for the Children. The M&E framework requires both qualitative and quantitative indicators which are supposed to be part of the NSS and call upon state parties to collect national data on the specific indicators.

The constitutional commitments to GEWE and existence of progressive laws which protect women’s rights such as labour laws, and laws and Laws on GBV are also considered to be providing an enabling environment for the production, dissemination and generation of gender statistics.

The process of aligning and localizing the SDGs into the Macroeconomic Frameworks is considered as yet another opportunity for generating, disseminating and using gender statistics Both FYDP11 and MKUZA111 have taken measures to align and localize the SDGs into their national plans and programs. The Road Map towards localization is considered as an opportunity for gender statistics. The Statistics Act, 2015 and the OCGS Act, 2007 established the two NSOs as autonomous entities with responsibility of producing ‘official statistics, and providing quality assurance to other producers, is both an enabler but has at the same time created challenges. The idea of having one stop centre to monitor standards of producing reliable, relevant and quality statistics is considered as a positive measure. The laws do not however make it mandatory for the NSOs to produce gender statistics, aspects which is left to the discretion of the

management. The concept of official statistics has resulted in conflicting interpretations by other producer who have mandate to produce statistics for their sector needs. Other legal gaps identified in this section include: weakness in coordination of other producers, inadequate strong and systematic monitoring frameworks to measure their implementations. This is in addition to low level of understanding and awareness of the legal and frameworks which demand production of gender statistics.

Inadequate skills to design tools and methods to assess the impact of social institutions in implementing legal and human rights was also considered as a legal and policy gap by many stakeholders consulted.

CAPACITY NEEDS ASSESSMENT

The report identified some existing capacities within the NSS. These include capacities within the NSOs, MDAs, LGAs, academic and research institutions as well as CSOs. The NSOs have few individuals who have been exposed to training on gender statistics. This is considered as a resource for the NSOs. The management of the two offices have individuals who are passionate on the need for gender statistics. Some MDAs like Education and Health have developed Management Information Systems which contain gender statistics. Some academic and research institutions have gender statistics courses, some of which are compulsory and others are optional. Some CSOs have a history of partnering with NSOs in producing

gender statistics, such as the Time Use Survey, while others have capacity to popularize existing data into popular versions which can easily be assessable by majority of users. Additionally, there are some forums such as Gender Festivals, Poverty Week, and Wednesday Seminars which provide space for demanding production of gender statistics. A good number of DPs have demonstrated willingness to partner with NSOs and other stakeholders to support production, analysis and dissemination of gender statistics.

SOME CAPACITY GAPS IDENTIFIED INCLUDE:

The report identified capacity gaps which include: Inadequate human resource for producing gender statistics within the NSS. Low understanding of gender statistics and its added value in the national databases has led to low demand of such statistical information, leading to low prioritization of gender statistics in plans and budgets. Weakness in coordination of production of gender statistics within the whole NSS processes was also identified as a gap. Reference is made to existence of gender focal persons in most of the MDAs and Community Officers within the LGAs, who are responsible for Monitoring progress in GEWE, but who are not working with the statistical focal persons in MDAs or LGAs. For Mainland the statistical focal persons are not directly accountable to the NSO, and hence can complicate accountability mechanism.

ACCESS AND USE OF GENDER STATISTICS

Accessibility to high quality gender statistics is central in monitoring progress of GEWE, as well as holding policy makers accountable to commitments made for promoting gender equality and women's rights. In assessing and use of gender statistics, this report was guided by the principles spelt out in the NBS (2010) Dissemination and Pricing Policy which considered official statistics. As "common **good**" to the society, which must therefore be presented in a manner that are understood by users without expert knowledge of statistics. Additionally, the policy directs NBS to ensure that analysis of its data is accessible and understandable in order to enable users to obtain information which meets their varied needs. And that such data has to be detailed enough to cover user's needs. That official statistics has to be relevant for users, reliable, user friendly and comprehensive. Other principles include: Accuracy, transparency, consistent and comparable. Adherence to these principles necessitates access and use of gender statistics. Its means, women and men will have equal access to statistics, that such statistics are relevant to the needs of both women and men, and that they reflect the reality of their lived experiences, and that the statistics are free from gender-based biases and stereotypes.

AVAILABILITY OF GENDER STATISTICS

Most of the surveys which are conducted in Tanzania are disaggregated by sex; very few have additional information which enables gender experts to provide gender

analysis. There include: Gender Dimension Monograph, Gender Profiles, compartment "Gender Statistics, Facts and Figures, Gender Pulse to mention but few.

Other sources with interpretative power of gender include: Household Budget Surveys (HBS). This source includes data on consumption and expenditure at household level on poverty mapping and analysis of the changing trends in patterns of standards of living. Basic Education Statistics, which includes data collected from educational statistics from national, regional and district levels. Such statistics cover preprimary, primary, secondary, and tertiary institution. Integrated labour Force Surveys. This data provides both qualitative and quantitative data on characteristics of labour force. This data is supposed to inform government training and capacity building policies. Population and Housing Census Surveys. These surveys provide vital information on population issues which in turn inform social economic policies. Such data provide monitoring of the quality of life.

GAPS IN ACCESSING AND USING GENDER STATISTICS

Insufficient production of gender statistics was identified by stakeholders as one of the main gap in accessing and using gender statistics. Irregularity in conducting surveys generally was also considered a gap in accessing and using gender statistics. Reference is made to GBV statistics which are normally required for quick intervention. Ineffective dissemination strategies. The current strategy of disseminating through launching, using traditional media, such as TV, and Newspapers, and

broadcasting, leave out a good number of stakeholders who cannot be reached through these means.

Inadequate resources (both financial and human) to conduct gender analysis of, and popularize major surveys are yet another bottleneck for accessing and using gender statistics. This is in addition to having limited resources to support training, development of manuals and dissemination of gender related statistical information.

In addition, data pertaining to MDAs, LGAs, Research, Academic, Civil Society and Private organizations are not accessible to a wider public reducing its potential for various uses including gender analysis.

KEY RECOMMENDATIONS

The report identified both short and long-term recommendations. The short-term recommendation includes technical and financial support to the NSOs to enable them to hire additional human resource as gender experts. Financial and technical to the NSOs to enable them to train all the staff in their respective offices on the basics of gender knowledge and gender statistics. Additionally, support is needed to facilitate an immediate dialogue between the NSO offices and other stakeholders to clarify their respective mandates in relationship to the mandates of other stakeholders in producing what is official statistics. Technical support will also be needed to support incorporation of gender in the development of the TSMP which is in its early stages. The National Machineries for coordinating gender needs support to strengthen its coordination function of the focal persons in the MDAs, and LGAs. These focal persons will also

need some training in gender statistics within their respective MDAs and LGAs. In the long run, however, longer term support is needed for the sustainability of the MEWGC initiative within the entire NSS processes. This will include increased budgetary allocations to the NSOs by government and development DPs to facilitate implementation of their mandates. It will also require sustained in-house training on gender and statistics which will include dealing with social construction stereotypes which lead to low prioritization of investing in production of gender statistics during major surveys. It will also entail supporting other players, such as academic and research institutions to strengthen or put in place gender statistics modules. Or supporting CSOs to use gender statistics to hold duty bearers accountable for their commitments on GEWE. Long term support will also require multi donor support as there is no single donor who will be able to meet all the needs for capacity building within the short and long term.

In this section long term and short-term recommendations were identified. Those directed at addressing immediate capacity needs, for gender statistics and those directed at long term needs for sustainability of the initiatives. The immediate needs include those directed at increased human resource for gender statistics within the NSOs, technical support for the NSO staff in training them on the basics of gender statistics, as well as technical support to facilitate mainstreaming of gender in the just initiated TSMP II process. Support is also needed to facilitate NSOs to bring together various stakeholders to clarify conflicting interpretation of the statistics law, particularly those pertaining to production of what is defined as "official statistics".

INTRODUCTION & BACKGROUND

The United Republic of Tanzania is one of the 12 “Pathfinder” countries implementing UN Women Flagship Programme Initiative (FPI) titled Making Every Woman and Girl Count; Supporting the monitoring and implementation of the SDGs through better production and use of gender statistics (MEWGC). This initiative was inspired by the United Nations General Assembly Resolution 70/1 of September 2015: Transforming our world: the 2030 Agenda for Sustainable Development (the 2030 Agenda). The Resolution states that “realizing gender equality and the empowerment of women and girls will make a crucial contribution to progress”. The prioritization of gender equality and women’s rights is reflected in a cross-cutting manner throughout the 2030 Agenda, including the declaration, goals, targets and indicators, means of implementation and follow-up and review. That aims to affect a radical shift in the production, availability, accessibility and use of quality data and statistics on key aspects of gender equality and women’s

empowerment. During the launching event, of the FPI, the UN Women Executive Director Phumzile Mlambo-Ngcuka is quoted to have said, “Without gender data, there is no credible path to achieving the SDGs” In expressing the needs for gender statistics, the UN Women Chief Statistician during the launching of the program is also quoted to have said:

“Having better and accurate gender data will revolutionize the way in which we make decisions that impact people’s lives, as well as what issues we tackle and how. If policies are a destination, then data is the GPS to get us there. With adequate gender data then we can plan and optimize our efforts accordingly, adopting not only the best policies but also the most cost-effective ones”

Available at: <http://www.unwomen.org/en/news/stories/2016/9/feature-story-take-five-with-papa-seck-on-gender-data>

Gender Statistics are statistics that adequately reflect differences and inequalities in the situation of women and men in all areas of life (<http://eige.europa.eu>) a 'gender-responsive', 'gender-sensitive', or 'gender' indicator measures gender-related changes over time. Gender indicators captures both quantitative changes, (Sex gap) as well as qualitative changes– for example, the enrolment rates by sex, (measures quantitative difference) increases in women's levels of empowerment measures changes about gender equality. Measurements of gender equality might address changes in the relations between men and women, the outcomes of a particular policy, programme or activity for women and men, or changes in the status or situation of men and women, for example levels of poverty or participation. Gender statistics gives a more holistic picture of the role of women and men in a society, economy & family. They help monitor changes in society over a given period of time and hence measure whether or not gender equality has been achieved over a period of time. While gender statistics are collected by sex as a primary aggregate, the data reflect gender issues, beyond the numerical measurement of sex differences. Gender statistics reflect problem, issues and questions related to women and men in a given society. Sex disaggregated statistics on the other hand, measures the differences (quantitative) or the gaps between women and men in various aspects. These can include: gaps in wages, in employment, in educational attainment, in access to justice, as well as participation in political and decision-making processes. The sex gap does not explain the underlying causes of the sex gap. It does not capture the cultural norms, and behaviour which allocates differential rights, entitlements and positions of women and men in a given social economic and political

context... Gender identities have resulted into gender-based inequalities and hence on-going efforts to redress these inequalities. These inequalities have provided for a basis for policy interventions at national, regional and international levels.

The need for gender statistics is further emphasized in the 2016 Human Development Report (HDR), which had focused on how human development can be ensured for everyone—now and in future. It is guided by a vision from and builds on the 2030 Agenda for Sustainable Development which further explores that has been left behind and why? It does conclude that whereas significant progress has been made globally on Human Development, imbalances across countries, socio-economic, ethnic and racial group; urban and rural areas; and women and men. Furthermore, it takes cognizant of the fact that millions of people are unable to reach their full potentials in life because they suffer deprivations in multiple dimensions of human development. It underscores the need for mapping the nature and location of deprivations. The report further establishes that qualitative assessment of why everyone is not benefiting from the human development progress is not going to explain adequately why other people have not shared benefits of progress. It underscores the need for a disaggregated approach, calls for data on agency freedom, which will require in depth researches, experiments, consultations and alliance building among stakeholders (THRD: 2016). This implies using both sex disaggregated data and gender disaggregated information) such approaches will provide a more holistic picture of the situation of women and men in the social economic systems of any country. This is in addition to providing evidence-based policy development

planning and budgeting which address gender gaps observed. Gender statistics equip researchers and academicians with tools of analysis of social variables to enrich social theories. Finally, but not least, they equip advocacy work around issues of social exclusion generally and particularly discriminatory practices against women/girls and marginalized men/boys.

THE NATIONAL STATISTICAL SYSTEM IN TANZANIA

The National Statistical System (NSS) comprises of users, producers, suppliers, trainers and facilitators of statistical products and services. The United Republic of Tanzania (URT) has two NSOs in Mainland Tanzania and Zanzibar regulated by The Statistics Act No. 9 of 2015 for mainland, and the OCGS Act of 2007 respectively. The two acts provide for establishment of national statistical offices (NSOs), their legal mandate, functions and responsibilities. The designated NSOs are the National Bureau of Statistics (NBS) and the Office of Chief Government Statistician (OCGS) for Mainland Tanzania and Zanzibar respectively.

There are different coordination mechanism within the two governments that is the Mainland and Zanzibar. The OCGS dispatches its own statisticians to MDAs in Zanzibar. For Gender Statistical Focal Persons in Zanzibar, is located within OCGS and she/he is dispatched to MDAs upon request. The head of gender statistics unit in OCGS is the statistician responsible for the gender machinery. The statisticians dispatched to MDAs undergo in-house training on the sector policies, plans and activities to be able

to produce relevant gender data and statistics.

In Tanzania Mainland, NBS does not have a specific Gender Statistical Focal person; Instead, NBS has sector working groups for MDAs and regional offices in the Mainland to support the RSs and LGAs. However, in both cases, the two NSOs have a responsibility to ensure that the capacity of statisticians in all government entities is enhanced.

Various ministries, independent departments, agencies and other public institutions collect administrative and routine data from their operations of service delivery and produce statistics as part of their mandate. Much of this information is used as a basis for policy and programme formulation, planning, monitoring and evaluations as well as for research and further analysis.

THE TANZANIAN COUNTRY CONTEXT

The United Republic of Tanzania constitutes Mainland Tanzania and Zanzibar. There are two different law-making bodies, the Parliament of the United Republic of Tanzania legislates on Union matters and the House of Representatives legislate on Zanzibar matters. Tanzania mainland is divided into 26 regions and Zanzibar into 6 regions. The United Republic of Tanzania has an area of 945,200 square kilometers of which 60,000 are inland water. The area of Zanzibar is 2,633 sq. km. The country lies south of the Equator in East Africa bordering Kenya and Uganda on the North; Zambia Malawi and Mozambique on the South; Rwanda, Burundi and Democratic Republic of Congo on the West; and Indian Ocean on the East.

GENDER AND DEMOGRAPHY

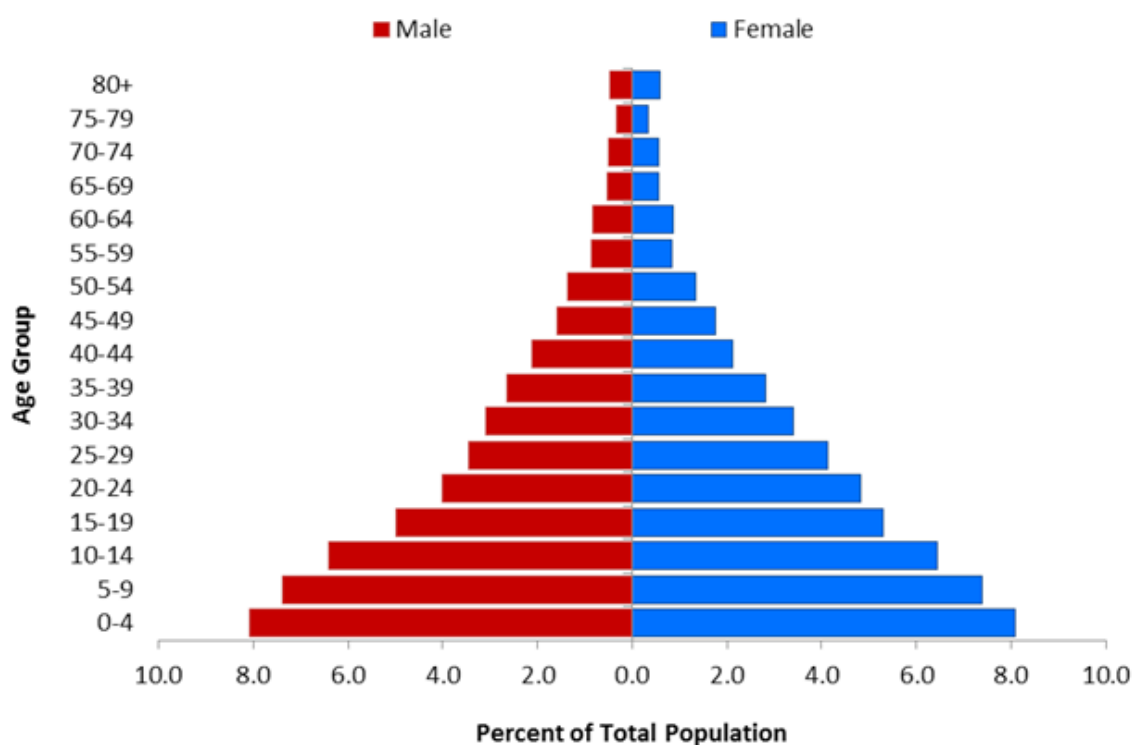
The 2012 Population and Housing Census (PHC) carried out by the National Bureau of Statistics (NBS) revealed that Tanzania had a population of 44,928,923 people, of which 43,625,354 lived in Tanzania Mainland 1,298,569 lived in Zanzibar (2012). The age-sex distribution reveals a young population which is a bonus if well harnessed and a burden if not well taken care of.

Tanzania population projections as per NBS & OCGS report (2018) show that Mainland Tanzania annual population growth rate will decrease from 3.1% in 2013 with a population of 46,356,279 to 2.8% in 2035 with a population of 89,204,781. In Zanzibar the annual population growth rate will decrease from 3.4% in 2013 with a population

of 1,348,776 to 1.9% in 2035 with a population of 2,333,235. (NBS & OCGS: 2018)

Total Fertility Rate stands at 5.2 children per woman, while the median ages for first marriage for females and males are 19 years and 21 years respectively. Furthermore, 27% of women aged between 15-19 are already mothers or are pregnant (ibid,). This means, 27% of school going young girls will no longer **'count'** in educational statistics. Alternatively, they will be trapped into the statistics of multidimensional poverty. The NBS (2018) reports 26% of Tanzanian children experience both monetary and multidimensional poverty while 77% experience either monetary or multidimensional poverty. The need to understand the underlying factors behind these numbers is again imperative, if the country is to realize its vision 2025 and its aspiration of moving from the current position of

Figure 1: Percentage Distribution of the 2015 Estimated Population by Age Group and Sex: Tanzania



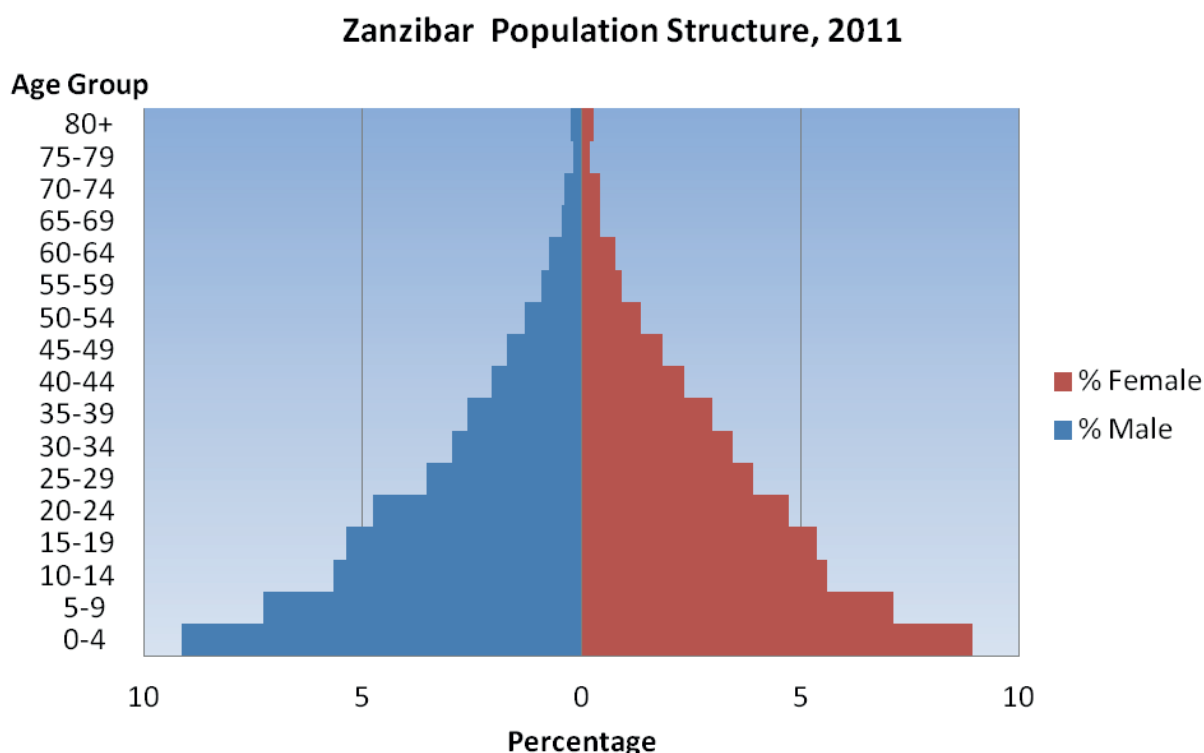
Source: NBS 2016 (Tanzania in Figures)

least developed into middle income industrialized country. The road to the vision requires maximum utilization of its human skills and knowledge. To understand the underlying factors, a triangulation approach combining quantitative and qualitative methods known as the SIGI methodology (OECD: 2014) is recommended to be used. The population projections further reveal that age dependence ratio of 0.92 (NBS: 2018). This means that for 100 persons aged between 15 and 64 +years have 192 people depending on them including themselves, those aged 0 and 14 and those age 65 and above. For Zanzibar, the dependency ratio is expected to decrease from 0.8 in 2013 to 0.6 in 2035. In the Mainland, the dependency ratio will fall from 0.9 in 2013 to 0.8 in 2035. High dependency ratios impact the care burden and particularly those tasks which are unpaid and done by women and girls.

The Zanzibar population structure as it is for mainland shows a young population, with 43.7% of the population below the ages of 15, and just 2.6% 60 and above. Each category of group has different gender needs which require interventions that meet them.

A young and fast growing population with more dependents is not only a stress to poor households, particularly women’s reproductive tasks, but puts a lot of stress to the economy in the service sector as well. In addition to increased care services at household level, including higher demand for household energy, water, as well as child care support services, there is a greater demand for government spending on these sectors, including health, education, water and expenditure increases on subsidy to impoverished poor households. Women carry a disproportional burden in the care

Figure 2: The Population Pyramid for Zanzibar



Source: RGoZ: 2011

economy. This is revealed in the time use data from 2006 ILFS (TGNP: 2009) which showed that women and men spend 216 and 72 minutes on unpaid care work per day respectively.

Alternatively, young population can be a potential resource in accelerating growth if the country is to set its priorities right by investing in its human development with a gender perspective, particularly in offering quality education for girls and boys, access to quality health care services, it has a possibility of benefiting from what demographers call '**demographic dividend**'. The impact of the current demographic structure on GEWE initiatives and the desire to promote 'inclusive' 'broad based' growth requires among other things a robust monitoring and evaluation frameworks that captures in a holistic manner the gender nature of the demographic structure. (HDR: 2014).

The ILFS (2014) categorizes working population into 'active' and inactive. Of the total working population, 87.6 were considered to be active and 13.3 % to be inactive. In both cases, of active and inactive, women were a slight majority. That is, women constituted 43.8% of those categorized as active against 42.9% of men, while for the inactive population, 8.2% were females and 5.1% were males. What constitutes inactive labour force requires to be further repackaged in order to determine what it means, and the gender implication.

The 2010 HDR introduced the Gender Inequality Index (GII) which measure gender-based inequalities in three dimensions - reproductive health, empowerment, and economic activity. Reproductive health is measured by

maternal mortality and adolescent birth rates; empowerment is measured by the share of parliamentary seats held by women and attainment in secondary and higher education by each gender; and economic activity is measured by the labour market participation rate for women and men. Tanzania (United Republic of) has a GII value of 0.544, ranking it 129 out of 159 countries in the 2015 index (HDR: 2014).

THE ECONOMY

The NBS report on National Accounts of Tanzania 2007-2017 (NBS: 2017) revealed impressive economic performance in terms of annual growth rates of GDP measured from the 2007 market prices. GDP growth rate increased at 7% in 2016 which was the same rate as that of 2015. The highest growth rates were in 2011 when it reached a peak of 7.9%. In terms of sector performance, agriculture, forestry and fishing grew at a rate by 2.1% down from 2.3% recorded in 2015. Industrial and construction activities on the other hand, grew by 10.7% in 2016 compared to 11.3 in 2015. The highest growth rate of this sector was 12.0% recorded in 2011 while lowest was 3.3 % in 2009. The increase in this sector resulted from increase in construction activities, mineral production and manufacturing activities during the period (NBS: 2017). These are new accelerators of growth. The current exploration of gas and oil is predicted to bring about fundamental changes in the structure of the economy. The outcome of these changes on GEWE initiatives is yet to be determined. The GDP performance from 2010-2015 is illustrated in figure 3.

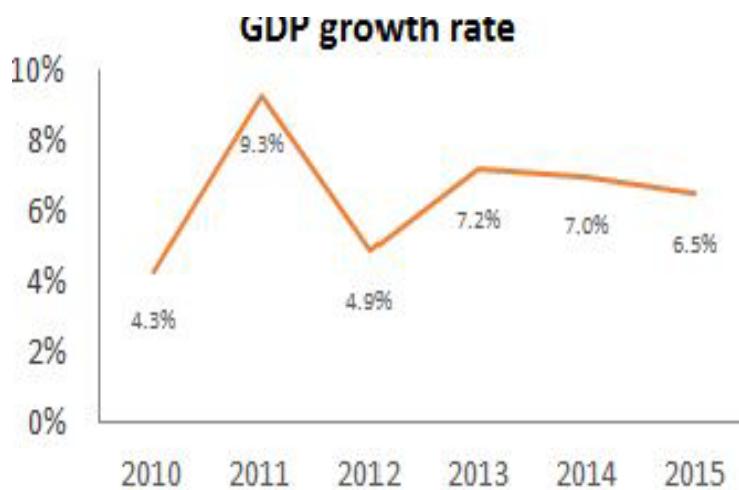
Figure 3: Tanzania GDP Growth Rates from 2010-2015



Source: Source: NBS (2016).

(The annual GDP in Tanzania Mainland has been growing at an average rate of 6.8 percent from 2010 to 2015).

Figure 4: The GDP Growth Rate for Zanzibar



Source: MKUZA 111.

In both mainland and Zanzibar, economic growth has not resulted in a 'trickle down' effect on the lives of the majority of Tanzanians. The 2014 UNDP report on Multidimensional Poverty Index (MPI) which measures a wide range of deprivations experienced by households revealed that 64% of Mainland Tanzanians are poor and 33.3% are extreme poor. Men and women experience poverty differently due to the socially constructed roles, rights and responsibilities. The need to understand the differential impact of multidimensional poverty to GEWE initiatives needs to be underscored. In measuring achievements in enriching human life, the report scored Tanzania at 0.488 and positioned it 159 out of the 187 countries included in this report. MKUZA 111 revealed that 30.4 % of Zanzibar is live below basic needs poverty line, with 10.8% living below food poverty line. This is however a slight improvement from 2010 when indicators stood at 34.9% and 11.7% respectively (RGoZ: 2017)

While economic reforms in Tanzania seem to be paying off as demonstrated in impressive growth rates, this performance did not translate into significant achievements of people's livelihood. The UNDP Human Development Report (2014) which measures achievements in enriching human life scored Tanzania at 0.488 and positioned it at 159 out of 187 countries covered in this report. Between 1990 and 2015, the HDI value for Tanzania increased from 0.370 to 0.531 which is an increase of 47.3%. However, HDI value masks inequalities in the distribution of human development. When the value of HDI were discounted for Tanzania the HDI falls to 0.396, a loss of 25.4 percent due to inequality in the distribution of the HDI dimension indices (HDR: 2014).

The 2010 HDR introduced the Gender Inequality Index (GII) which measure gender-based inequalities in three dimensions - reproductive health, empowerment, and economic activity. Reproductive health is measured by maternal mortality and adolescent birth rates; empowerment is measured by the share of parliamentary seats held by women and attainment in secondary and higher education by each gender; and economic activity is measured by the labour market participation rate for women and men. Tanzania (United Republic of) has a GII value of 0.544, ranking it 129 out of 159 countries in the 2015 index (HDR: 2014).

On Gender-based Violence (GBV), rape cases reported stand out as second highest crimes for 2013, reported rape cases were 6,105, these declined slightly to 6028 in 2014 and down to 5,802 in 2015 (NBS) The declining trends might not indicate a decline in the number of cases, it could be number of cases being reported are declining particularly those which involve family members. This calls for a new approach and methods for collecting GBV related data.

GENDER AND POLITICS

Tanzania has enjoyed relative peace and political stability since independence. Having emerged from a one-party system since 1977, it has conducted periodical elections five times, with the ruling party emerging winner all the times. As discussed in the preceding section, this political stability, and peace have not translated into peaceful homes, communities and other public spaces for women and young girls who have been victims of various forms of VAWG.

THE NATIONAL STATISTICAL SYSTEM IN TANZANIA (NSS)

The National Statistical System (NSS) comprises of users, producers, suppliers, trainers and facilitators of statistical products and services. The United Republic of Tanzania (URT) has two NSOs in Mainland Tanzania and Zanzibar regulated by The Statistics Act No. 9 of 2015 for mainland, and the OCGS Act of 2007 respectively. The two acts provide for establishment of national statistical offices (NSOs), their legal mandate, functions and responsibilities. The designated NSOs are the National Bureau of Statistics (NBS) and the Office of Chief Government Statistician (OCGS) for Mainland Tanzania and Zanzibar respectively.

There are differences in coordination mechanisms of NSS between Mainland and Zanzibar. The OCGS dispatches its own statisticians to MDAs in Zanzibar but NBS does not. Instead, NBS has sector working groups for MDAs and regional offices in the Mainland to support the RSs and LGAs. However, in both cases, the two NSOs have a responsibility to ensure that the capacity of statisticians in all government entities is enhanced. This is emphasized also in the TSMP which designed relevant interventions to develop statistics activities in the MDAs and LGAs. Various ministries, independent departments, agencies and other public institutions collect administrative and routine data from their operations of service delivery and produce statistics as part of their mandate. Much of this information is used as a basis for policy and programme formulation, planning, monitoring and evaluations as well as for research and further analysis.

The Government has designated gender focal units within government institutions, often the Policy and Planning Departments in Ministries and Research and Statistics departments in Executive Agencies. The National Statistical Bureau has one Gender focal person responsible for producing mainstreaming gender across the National statistical system. NBS has also established a gender desk with clear terms of reference. Gender Focal Desks in Ministries, regional and local authorities are mandated to support monitoring of gender equality in their specific locations. The Gender Focal Points in all MDAs and local authorities is a potential opportunity to measure and support and measure implementation of gender equality policies and laws.

The focal persons are usually staff members of policy and planning departments, with the responsibility to coordinate implementation and monitoring of gender issues within their respective institutions. The focal persons participate in the Gender Macro Working Group being presided by the Ministry of Community Development, Gender the Elderly and Children.

However, a clear and systematic arrangement for collecting, analyzing and reporting gender statistics to the respective ministries responsible for GEWE. There is no coordinating mechanism in place to facilitate the workings of the MDAs/LGA gender focal persons in producing gender statistics. Instead, the Ministry may request/ask for data from time to time from the MDAs and NSOs when needed for reporting. Moreover, while the NSOs are able to compile some sex disaggregated data from MDAs for the national data archive lists they maintain the coverage is still limited and could benefit from expansion of scope. This is especially crucial today given the growth in demand for data for

monitoring of the national strategies and the global development agenda from the MHCDGEC, NBS, other sectors and academia.

THE METHODOLOGY

An extensive desk review of key documents provided primary source of data which has been used in this report. Some of the key documents included various survey reports, such as HBS, DHS, Census Reports, FYDPs, MKUKUTA/MKUZA, and various pieces of legislation, Tanzania Country Profile, Tanzania Diagnostic Report, to mention but few.

To complement desk review, primary sources of data was used through face to face interviews, structured questionnaire as well as focus group discussions. The people interviewed included representatives from both NBS, OCGS. The issues which were covered included institutional mechanisms for coordinating data production, institutional capacities existing for data production, in relationship to skills for gender statistics, human resources for producing and packaging and analyzing gender statistics, as well as financial resources.

Other people interviewed were representatives from key strategic MDAs, from both Mainland and Zanzibar. These are both users and producers of statistical information. Questioned probed into their capacity to produce gender statistics, in terms of human and financial resources, various data sources, and use of gender statistics.

Academic and research institutions, these are producers and users, as well as technical support to the NSO in various surveys. For the training institutions issued probed included: whether

they had training modules for gender statistics, whether their teaching staff included gender experts, whether they organize seminars, or public forums on gender statistics, and whether they provide advisory support to NSOs in matters of gender statistics.

The CSOs are mainly users of gender statistics for advocacy and a few produce gender statistics in a limited way. For this group of people questions focused on access and use of gender statistics, whether gender statistics were available on time for advocacy, and whether the statistics are easily accessible as well as how they have used such statistical information to inform policy changes.

The final category was Development Partners. These group use gender statistics for their programming produce their own statistics to inform interventions, and partner with NSO to support generation of gender statistics. The questions to development partners probed into whether gender statistics were part of their mandate, whether they supported NSO in producing gender statistics, and whether they coordinated their efforts in supporting the NSOs (see annex 2 for the tools, and annex 3 list of people interviewed)

ORGANIZATION OF THE REPORT

This report has two main standalone products. First the comprehensive assessment of gender statistics in NSS; and the Project Proposal for the MEWGC.

The comprehensive assessment of the gender statistics for NSS has the following sections.

1. **An Executive Summary:** This section provides in a snapshot, the approach, key findings, conclusions and recommendation.
2. **Introduction and Background:** In this section the background for the FPI is summarized, its global rationale, and justification of this assignment and objectives. In his section the methodology utilized is covered as well. The Tanzania country context is briefly summarized. This includes a brief description of the National Statistical System in Tanzania.
3. **Enabling Policy and Legal Environment:** In this section a gender analysis of the policy and legal environment is done. It seeks to assess the extent to which the policy legal environment is an enabler or dis-enabler in producing, disseminating and using gender statistics. Opportunities and challenges are addressed.
4. **Institutional Capacities Assessment:** In this section an analysis of existing capacities within the NSS to produce, disseminate/communicate and use gender statistics is done. Three main actors are assessed, the NSOs from both mainland and Zanzibar (producers) the MDAs (users and producers) Research and Academic Institutions (users and producer) as well as CSO's (Users and producers).
5. **Access and Use of Gender statistics:** In this section an assessment of availability, access and use of gender statistics is done.
6. **Conclusions and Recommendations:** The final section provides a summary of key emerging issues and recommendations.

LEGAL AND POLICY ENVIRONMENT

GLOBAL COMMITMENTS

Tanzania is a party to various international and regional Instruments for promoting gender equality and women's empowerment. These include; Universal Declaration of Human Rights (UDHR) (1948); The Convention on Political Rights of Women (1952), Convention on the Elimination of All Forms of Discrimination against Women (1981) (CEDAW). Convention on the Right of the Child (CRC) (1990) which focuses on the specific rights of the child. Additionally, the International Covenant on Economic, Social and Cultural Rights (ICESCR) ILO Convention No. 100 of 1951 Equal Remuneration Convention, ILO convention No 111 Discrimination (Employment and Occupation Convention, ILO Convention No 156, of 1986 Workers with Family Responsibility Convention).

The Beijing Platform of Action provides a clear mandate on gender statistics by identifying gender statistics as central aspect of the “institutional mechanism” essential for full implementation of the Declaration. It called upon actors at national, regional and international levels to collect, compile, analyze and present data disaggregated by sex, age and relevant socio-economic and other factors on a regular basis. It underscored the need for statistics to adequately reflect the real lived situations of women and men in all the 12 critical areas of concerns.

The global institutional mechanism to guide global initiatives for promoting GEWE is the Commission on the Status of Women which was established in 1946 as the global policy-making body on gender equality. The Commission began very early on in its work to compile statistics to document the situation of women around the world,

raise awareness and advocate for change. The Commission has constantly advised member states to improve reporting and using accurate and reliable statistics. For example, during CSW 61st session, (2014) (which the URT participated), explored among other things *“Ways to support and achieve accelerated implementation, including through addressing data gaps and challenges in the enhanced collection, reporting, use and analysis of data in regard to the theme, at the national, regional and global level”*. In its agreed conclusion, member states were called upon to take *“actions to collect data on the minimum set of gender indicators and violence against women indicators, and to develop and enhance standards in key areas such as women’s poverty, income distribution within households, unpaid care work, women’s access to, control and ownership of assets and productive resources, and women’s participation at all levels of decision-making”* (UN Women 2014). In its Agreed Conclusions of the 62nd Session (March 2018) CSW called upon member states to *“Strengthen the capacity of national statistical offices and other relevant government institutions to collect, analyze and disseminate data, disaggregated by sex, age, disability and other characteristics relevant in national contexts, and gender statistics, to support policies and actions to improve the situation of rural women and girls, and to monitor and track the implementation of such policies and actions, and enhance partnerships and the mobilization, from all sources, of financial and technical assistance to enable developing countries to systematically design, collect and ensure access to high quality, reliable and timely disaggregated data and gender statistics”* (UN Women 2018).

There are several global level initiatives in promoting the production and use of gender statistics. For example, The United Nations Statistics Division has established a Global Gender Statistics Programme with the primary objective of building capacities of countries to collect, disseminate and use quality gender statistics. The programme is intended to advance gender statistics through the promotion of synergies among the existing initiatives at the international, regional and country level.

The Inter-Agency and Expert Group on Gender Statistics (IAEG-GS), comprising representatives of the gender statistics programmes of international, regional and national institutions was set up in 2007 to promote collaboration among the key stakeholders and to provide guidance to the programme on future directions. It has been actively working through its three advisory groups in the area of (a) the development of a global gender statistics and indicators database; (b) the development of training courses on gender statistics; and (c) best practices regarding statistical legislation on gender statistics.

The Inter-Agency and Expert Group on Gender Statistic has established a subgroup whose mandate is to work on the development of core set of gender indicators. The aim is to establish a minimum set of indicators that can be compiled and disseminated at the International level in order to facilitate global comparisons of the state of gender statistics. Such indicators have to (i) address relevant policy related and gender equality and women’s empowerment (ii) the indicators have to be conceptually clear, easy to interpret and has an agreed international definition; and (iii) that data coverage is sufficient to represent a reasonable number of regularly produced by

the country and that no ad hoc data collection is needed that places an additional burden to the country. The data was classified into a three tier categories. That is tier 1 whose indicators which meet all the criteria, tier 2 indicators which meet criteria (i) & (ii), and tier 3 include indicators that meet criteria (i) only. Tanzania is not a member of the IAEG-GS but is a co-chair of the IAEG-SDGs starting November 2017, where it is represented by Director General of NBS.

The UN Women which is the UN Agency mandated to oversee the implementation of the United Nations gender equality and women's rights commitments of member states has a Global Policy Support Project (GPSP) whose main objective is to oversee the implementation of all activities under its Flagship Programme Initiative (FPI). The GPSP aims at increasing data availability for Tier 2 indicators. The GPSP global activities focuses on specific areas such as improving comparability of data on GBV, improve production and use of time use data, to monitor SDG 5.4. For Tier 3, the GPSP work will build on existing Evidence and Data for Gender Equality (EDGE), through engaging in joint programme to lead innovations in developing methodologies and standards for use in countries. This will be done through regular data compilation and monitoring of gender related SDGs targets. In this way, GPSP will contribute to the overall objective of the FPI which is to ensure that gender statistics are used to inform policy making and strengthening accountability for delivering for SDGs

At regional level, there are gender equality commitments which have created a demand for gender statistics. For example, African Charter on Human and Peoples Rights (ACHPR) and the Protocol to the ACHPR on the Rights of

Women in Africa popularly referred to as the Maputo Protocol (2003) is the main legal framework on gender and women's rights in Africa. Article 2 of the protocol calls upon state parties to undertake appropriate institutional and other measures to eliminate all forms of discrimination against women. The states are also obliged to commit themselves to modify the social and cultural patterns of conduct of women and men through public education, information and communication strategies. Article 4 addresses Gender-based Violence, hence calls upon state parties to allocate adequate budgetary resources for the implementation and monitoring interventions directed at eradication of violence against women. Article 5 of the Maputo Protocol further calls upon state parties to take measure to eradicate elements in traditions and cultural beliefs stereotypes, practice which exacerbate violence against women and children. While Article 14 focuses on women's labour rights, calling upon state.

Parties to adopt progressive policies that support mothers in their work places and create conducive working conditions for them by providing for child care facilities.

During the 61st session of the Commission on Status of women (March 2017), speakers emphasized on centrality of using gender statistics for realizing Sustainable Development Goals. The commission called upon governments to update collection methods and collaborate with range of partners to truly understand women's situation (<https://www.un.org/press/en/2012.doc.htm>)

The Agenda 2063 '**The Africa We Want**' adopted in 2013, defines 20 goals, 256 targets and 23 indicators. Agenda 2063 is a strategic framework for

the socio-economic transformation of the continent over the next 50 years. Agenda 2063 aspires that:

“By 2063, African countries will be amongst the best performers in global quality of life measures. This will be attained through strategies for inclusive growth, job creation, increasing agricultural production; investments in science, technology, research and innovation; gender equality, youth empowerment and the provision of basic services including health, nutrition, education, shelter, water and sanitation”

This is a very powerful commitment which requires systematic monitoring of the processes leading to the African long-term dream. Goal 17 of Agenda 2063 “full gender equality in all spheres” is similar to goal 5 of the SDGs “Achieve gender equality and empower all women and girls” Agenda 2063 is built around seven aspirations. Aspiration 4: 34: “Aspire that by 2063 Africa shall have: An entrenched and flourishing culture of human rights, democracy, gender equality, inclusion and peace”. There is a monitoring and evaluation component to ensure that planned activities, outputs, outcomes are on track for attainment- with the midterm reviews providing the basis for programme realignment. (AU: 2014).

The AU Gender Policy (2009) on the other hands provides guidelines of gender mainstreaming processes and obliges state parties to be reporting on progress. This policy defines institutional Framework for gender mainstreaming through establishing Gender Management Systems (GMS) which puts in place structures, mechanism and processes for gender analysis, gender training, monitoring and evaluation. The

thrust is to facilitate inclusion of gender issues in African development agenda. State parties are obliged to report the progress of mainstreaming gender in all activities.

The African Union (AU) Heads of State and Government, during their third Ordinary Session in July 2004, adopted the Solemn Declaration on Gender Equality in Africa (SDGEA). This instrument serves as a reporting framework for Member States on gender equality and women’s empowerment (GEWE). The SDGEA is divided into six (6) thematic areas of action, namely: Health, Peace and Security, Governance, Human Rights, Education and Women’s Empowerment (SDGEA). As of 2017, Tanzania was among 51 member states which had submitted its report. The reporting mechanism demand both sex and gender disaggregated data.

The African Gender Scorecard on the other hand, is a tool to measure national level progress in GEWE in seven core sectors, namely: health, employment, business sector, access to credit, access to land, women in politics and decision making and education at secondary and tertiary levels (UN Women 2017). The aim of the scorecard is to measure national progress towards gender equality and women’s empowerment in seven core sectors (health, employment, the business sector, access to credit, access to land, women in politics and decision-making, education at secondary and tertiary levels). The scorecard also seeks to amplify the call for the collection, analysis, storage and dissemination of sex and gender disaggregated data to support gender analysis of policies and programs within the framework of the on-going data revolution in Africa (African Commission: 2015) available at: (<http://repository.uneca.org/handle/10855/23036>)

The African Charter on the Rights of the Child (ACRC) (OAU 1990 and AU 1999) is the domestication of the CRC within the African context. It is a regional framework for the implementation of the rights of the child. It has a Monitoring and Evaluation Framework which provides common sets of indicators for tracking progress made by member countries in implementing the Plan of Action for African Fit for the Children. The key objectives of the M&E framework are to first “set benchmarks/standards, evaluate progress, identify obstacle, share good practices and generate inputs for further enhancement and achievement of the goals set in the Call for Accelerated Action”. Secondly, provide guidelines to enhance national monitoring and evaluation efforts and expedite coordination. Thirdly facilitate reporting to relevant African Union organs such as the African Committee of Experts on the Rights and Welfare the Child. The M&E framework requires both qualitative and quantitative indicators which are supposed to be part of the NSS and call upon state parties to collect national data on the specific indicators. This implies both sex and gender disaggregated data will be required to track progress of the implementation of the ACRC available at: (http://ncc.gov.rw/fileadmin/templates/document/Africa_fit_for_children)

Specific regional instrument for statistics which Tanzania is a party to is the African Charter on Statistics. While the Charter does not directly spell out gender consideration in production of data, two of its objectives have gender implication. The objective of promoting a culture of evidence-based policy formulation monitoring and evaluation and the objective of adhering to fundamental principles of producing, storage, management and dissemination and use of statistical information have gender bearing implication.

The Statistical Commission for Africa (StatCom-Africa) has set up a Working Group on Gender Statistics called African Group on Gender Statistics (AGGES). The Economic Commission for Africa is the secretariat of this group. The objectives of the AGGES, are: i) Promote mainstreaming of gender into national statistical systems and the StatCom-Africa specialized Working groups; ii) Provide a forum for discussion between key users and producers of statistics; iii) Promote coordination of initiatives and activities on gender statistics; iv) Promote exchange of experiences and foster best practices on gender statistics; and v) Advocate for the development of a regional strategy on mainstreaming gender into national statistical system.

Some of the key outputs from the regional initiatives include: a Handbook on Engendering of Censuses and Surveys, Compendium of Gender Statistics as well as ongoing efforts to prepare training materials. These are resources for country level initiatives.

At sub-regional level, the SADC Declaration on Gender and Development which acknowledges that gender equality is a fundamental human right and that there is a consensus among regional members that gender equality is beneficial to all regional integration processes. The member states are tasked to take measures to (i) ensure equal participation of women and men in all SADC decision making organs (ii) promote women’s full access and control over productive resources (iii) repeal all laws and customs that undermine women’s rights (iv) ensure women’s access to quality education (v) ensure women’s access to quality reproductive health services (vi) encourage media to promote and disseminate women’s rights. (See: www.sadc.int).

chr.up.ac.za/undp/sub-regional/doc/sadc). The SADC Declaration on Gender and Development requires among other things, “Relevant, timely and accurate statistical information for effective planning, policy formulation, monitoring and decision making in the SADC region (<http://www.sadc.int/issues/statistics/>) SADC has a Gender Unit with a mandate to generate and use gender statistics as a means of facilitating gender mainstreaming in the regional integration processes. Some of the functions include (i) Supporting all structures and institutions to mainstream gender in their policies, programmes and activities, (ii) build capacity on gender analysis of planning for programmes and project (iii) sensitize, enrol and engage and empower stakeholders appreciate and make a case for gender mainstreaming, and finally (iv) develop and provide technical guidance in accelerating and strengthening gender mainstreaming and women’s empowerment programmes.

A SADC Regional Strategy for Development of Statistics has been developed to serve as a tool for the coordination, harmonisation and dissemination of statistics using best practice and for mobilisation of requisite resources. Furthermore, there is SADC Regional Statistical Programme whose aim is to bring together comparable and current data and information focusing on economic, social and other cross-cutting issues pertaining to the integration of regional processes. (<http://www.sadc.int/issues/gender/gender-mainstreaming/>) for this to happen, relevant, reliable, timely data will be a prerequisite.

NATIONAL POLICY AND LEGAL INSTRUMENTS FOR GENDER STATISTICS

The Constitution of the URT (1997) and that of Revolutionary Government of Zanzibar (1994) available at (<http://www.ikuluzanzibar.go.tz>) provide for equality of rights and have provision of affirmative action to promote women’s participation in decision making. A constitution of any country is the primary law of the land mostly referred to as a ‘mother’ law which provides a legal framework guiding all other laws. This is the first source of laws including statistics laws.

The constitutional principles of equality are further expressed in the Visions 2020 and 2025 for Zanzibar and Mainland respectively. A country national vision expresses the long-term aspirations of development frameworks outcomes which a given country wishes to build.

Vision 2025 for URT (Mainland) articulates the desire to eliminate all forms of discrimination including gender-based discrimination as it states that:

“Tanzania by 2025, **racial, and gender imbalances will have been addressed such that economic activities will not be identifiable by gender or race... All social relations and processes which manifest and breed inequality in all aspects of society- i.e. law, politics, employment, education and culture will have been reformed**”. (**Vision 2025 doc.pg.3**). This provides a strong basis for prioritizing gender equality indicators to track and monitor the journey towards reaching the country vision. Vision 2025 is built around five attributes, namely: High Quality livelihood, peace, stability and unity,

good governance, a well-educated and learning society and competitive economy capable of producing sustainable growth and shared benefits (URT: Vision 2025).

The Government of Zanzibar formulated its Vision 2020 whose main objective was to eradicate absolute poverty. Some of the specific objectives included: Providing access to opportunities to women by alleviating the drudgery of labour, create equal opportunities for orphans, the disabled, the sick and other disadvantaged groups. And finally provide guidance on the customs and traditions of Zanzibar so that they can cope with the tide of changes during the development process and ensure that Zanzibar's customs and traditions are passed to all future generations (RGZ: Hopefully, addressing customs and traditions will include those which are based on discriminatory basis which act as a fetter to development and to the full realization of the rights of women and men.

Vision 2025 has a framework for Monitoring, Evaluation and Review which is supposed to facilitate tracking down progress towards realization of the vision goals. Such a review is to be done every five years to establish how the nation has fared in realizing the Vision goals (URT, Planning Commission: 2015) the two visions are implemented through economic growth and reduction of poverty strategies, which include indicators to monitor progress. The current strategies are the FYDP II and MKUZA III where several efforts to align them to SDGs have been made.

The legal foundation for GEWE spelt out in the URT constitutions, and the corresponding aspirations articulated in the Visions 2020 and 2025 for Zanzibar and Mainland consecutively, have

provided a foundation for the GEWE policies and legal instruments which provide a basis for production, analyzing, and disseminating gender statistics.

STATISTICS ACTS

The specific legal instruments governing the production, dissemination, and use of statistics is the Statistic Act 2015 and the OCGS Act of 2007 for Mainland and Zanzibar respectively. The Statistics Act defines the powers, functions and responsibilities of the National Bureau of Statistics (NBS) within the National Statistics System (NSS). This Act provides a legal framework for production, dissemination, use and coordination of the NSS. The Statistics Laws gives conditions on use, dissemination of official statistics which can also affect dissemination of gender statistic.

The current statistical legal instruments have their history in both Mainland and Zanzibar which have shaped the manner in which gender statistical issues have been handled. In Tanzania Mainland, after independence, the authority to collect, compile, process and publish statistics was derived from Statistical Ordinance 1961, which was headed by a Chief Economist appointed by the President (NBS: 2008). This was an era which was guided by the modernization model of development which did not take into account gender or women specific needs. Hence, the statistical needs of time did not require gender related information to inform policy issues. In 1997, however, the Government of the URT enacted the Executive Agencies Act No. 30 of 1997, which established and operated as semi-autonomous Executive Agency. The purpose of this Act was to provide data to government sectors in a more efficient and effective manner.

Interestingly, this was the post Beijing Declaration period which would have tasked government to make it mandatory to give the agency mandate to produce, disseminate and use gender related data. But this was not the case.

In March 1999, the National Bureau of Statistics was established by the then Minister of State, President's Office who was also the chairperson of the Planning Commission. This transformed the NBS from a Ministerial department to an Executive Agency necessitated enactment of another Statistic Law, Statistic Act No. 1 of 2002 which repealed the Statistical Ordinance of 1961. Under this new law, the NBS was mandated to do the following:

- Collect, compile, analyze and disseminate statistics and related information;
- Establish statistical standards and to ensure their use by all producers of official statistics;
- coordinate statistical activities in the country; and
- Provide statistical services and professional assistance to official bodies and the public at large.

These functions were stated in a very gender-neutral manner and did not directly mandate NBS to collect gender statistics. Other agencies had their own mandate to collect statistics within their mandated areas. The Act did not specifically task NBS to coordinate the other MDAs and did not make reference to the NSS processes. This is what necessitated the enactment of the current National Statistics Act of 2015.

The National Statistics Act 2015 established the National Bureau of Statistics (NBS) as an autonomous public office mandating it to provide official statistics to the Government,

business community and public at large. Furthermore, the Act gives NBS mandate to coordinate the NSS, to ensure that quality official statistics are produced. The vision of the NBS is "To become a one stop centre for official statistics in Tanzania", while its mission is "to produce quality official statistics and services that meet the needs of national and international stakeholders for evidence based planning and decision making. The mandate to produce gender statistics was implied and directly stated at the Third Schedule made under section 22 and 24.

In Zanzibar, the Statistics Act of 1979 established a department of statistics. Prior to this, statistical functions in the government were carried out by a statistic unit in the Ministry of Planning and Economic Affairs. During the preparation of the Three-Year Development Plan (1979-81) there was a felt need of enhancing the capacity of the statistical unit to produce statistical data that was to inform the implementation of the development plan. Statistics was not a Union matter, and hence, the department was responsible for the production of statistics in Zanzibar.

In 1999, the statistics act was revised to make provision of statistics data and information more effective and response to user need. **The Office of Chief Government Statistician (OCGS)** was established as an autonomous body corporate by Statistics Act No. 9 of 1999. The act also provides for an advisory board to advise the OCGS and the minister on matters related to statistical information. In responding to the emerging needs for statistical information to inform implementation of the MDGs, MKUZA, and a new law namely: "The Office of the Chief Government Statistician Act No. 2007"

was enacted which mandated the OCGS to do the following:

- Collect, analyse, abstract and published statistics information
- Coordinate and supervise the preparation of basic statistics information
- Organize and control research activities in Zanzibar conducted in various sectors and to issue permits thereof in accordance with the regulations made by the Minister;
- Be responsible for the management and coordination of all statistical sections and units in all institutions of the Zanzibar Government;
- Develop, promote and ensure use of statistical standards and appropriate methodologies in the Zanzibar Statistical System;

Like the Mainland law, the Zanzibar Statistics law did not make it mandatory for production of gender statistics.

The NSS in Zanzibar comprises of:

- OCGS HQ, OCGS Statistics Units in MDAs, OCGS Statisticians in MDAs as producers, compilers and coordinators of statistics. MDAs as producers as well as users of statistics.
- Households, individuals and establishments as suppliers of data.
- CSOs, Research and Training institutions as producers and users of data.
- Development partners as facilitators of statistics.

The NSS in Zanzibar is linked to the NSS in URT through collecting similar census, survey and routine data that can be combined with that collected in the Mainland. In some cases the data are collected in one URT exercise while in other cases similar data are collected

in separate exercises. For example, Census, NPS, ILFS and TDHS exercises are conducted during the same period, while HBS and most of routine data are collected and analyzed in separate periods. The OCGS also meet with NBS regularly in management meetings to discuss common initiatives for URT such as the TSMP. The separate data exercises pose a challenge when URT reports are required due to different reference periods and different levels of sample design and estimation. Nonetheless, the similarity in types of data collected makes it an opportunity for having URT level of reporting.

The URT (Mainland) NSS comprises of NBS HQ, NBS Regional Offices, MDAs, households, individuals, establishments, CSOs, Research and Training institutions and development partners. The linkage, challenges and opportunities to the URT NSS are similar to what have been described for Zanzibar NSS. The NBS has 25 regional offices and managers for the 26 regions (excluding new Songwe region) in the Mainland.

SECTOR WORKING GROUPS

The formation of Sector Working Groups (SWGs), as a means of developing these MDAs has aroused interest in developing activities aimed at strengthening the information systems in these institutions. These include:

Social Statistics Sector Working Group (Tanzania Mainland)

Social Statistics Sector Working Group involves MDAs among others such as Ministry of Health , Community Development, Gender, Elderly and Children, Ministry of Education and Vocational Training, Ministry of Water, Ministry of Labour, Ministry of Sports,

Culture and Youth Development, through TSMP Macro Policy (GMWG-MP) and Gender Mainstreaming Technical Working Group (GMTWG),

The Development Partners Group on Gender and Equality (DPG_GE). This forum was established in 2007 to support the government of the URT and other actors in promoting gender equality and women's empowerment. Its membership is open to all bilateral, multilateral and other stakeholders working in the area of gender equality and Women's empowerment. It is tasked with the responsibility of ensuring that development assistance to the government mainstream GEWE related programs. It meets every third Wednesday of the month.

Good Governance Sector Working Group (GWG) (Tanzania Mainland)

The aim of this group is to support the government of the URT to promote good governance and accountability. It also aims at strengthening effectiveness and efficiency of development assistance through organized joint dialogue forums which brings together DPs, MDAs, and CSOs. It provides an open knowledge sharing space, engagement in strategic discussions with various stakeholders from both Mainland and Zanzibar. Good Governance Sector Working Group involves MDAs such as Tanzania Police Force, Tanzania Prison Services, Judiciary and Director of Public Prosecutor. Through TSMP, it is intended to strengthen Statistics including gender statistics produced by these sectors to facilitate informed planning and decision making.

Other legal instruments which provide a legal foundation for producing gender specific data include labour laws, land laws, laws on VAWC.

Equal access to 'decent work' (SDG 8) is protected by labour laws. The National Employment Policy (2008) has spelt out some interventions of promoting equal access to employment for men and women with an emphasis of eliminating sexual harassment at work places, including domestication of International labour standards. Women employed in the public service are entitled to equal remuneration commensurate with their work. This provision complies to the SDG Goal 8.5 which states

“By 2030, achieve full productive employment and decent work for all women and men, including young people and persons with disabilities, and equal pay for work of equal value”.

The labour law specific for Zanzibar on Gender Equality include. The Zanzibar Labour Act of 2005, which prohibits among other things, child labour, discrimination in employment, forced labour and sexual harassment at work places.

Tanzania has ratified 36 ILO (<http://www.ilo.org/dyn/normlex/en>) conventions out of which 35 are enforced. Labour Force Surveys, Employment and Earning Surveys, as well as Time Use Surveys have produced sex and gender statistics which have shown wage gap, employment gaps, unpaid care work and gender gap in time use. Further analysis of such gap is required in order to strengthen the initiatives to redress the gender gap in employment, wage differences, as well as time use in both unpaid domestic work, and paid work.

The National Employment Service Act (1999), provides equal opportunities of access to employment for men and women, while the Employment Relations Act provides a legal framework for

‘effective and fair employment relations and defines minimum standards regarding conditions of work (URT: 2004). These labour laws translate GEWE constitutional rights provided in the 1977 Constitution of the United Republic of Tanzania as they apply to labour relations and conditions of work. Furthermore, the equality principles in the labour laws provide a framework for the implementation of SDGs 5 and 8. This is in addition to giving effect to the core conventions of the ILO which Tanzania has ratified. By 2030, achieve full and productive employment and decent work for all women and men, including for young people and persons with disabilities, and equal pay for work of equal value 8.5.1 Average hourly earnings of female and male employees, by occupation, age and persons with disabilities (Tier II) 8.5.2 Unemployment rate, by sex, age and persons with disabilities (Tier I)

Equal access to land is guaranteed by the two land laws in the Mainland which guarantee women’s property rights: The Land Act No. 4 of 1999, as amended in 2000, and the Village Lands Act No. 5, 1999, give women the right to acquire, own and use land equally with men. The Village, Unit Titles Act, 2008 and Mortgage Finance Special Provision Act, 2008 spell out women’s land rights and their rights to mortgage their property in a same manner as men. Equal access to land facilitates realization of Goal 1, target 1.4 and indicator 1.4.2 which state:

“By 2030, ensure that all men and women, in particular the poor and the vulnerable, have equal rights to economic resources, as well as access to basic services, ownership and control over land and other forms of property, inheritance, natural resources, appropriate new technology and financial services, including microfinance.”

Indicator 1.4.2: Proportion of total adult population with secure tenure rights to land, with legally recognized documentation and who perceive their rights to land as secure, by sex and by type of tenure”

Legal and policy instruments to protect women’s rights in agriculture are key to realizing most of the SDG targets and goals, particularly goal 1 and 2 as well as goal 8. The Agricultural Policy (URT: 2013) acknowledges that women constitute the majority of Tanzanian farmers who are also the majority of agricultural labour force. The policy further acknowledges that over 90.4% of active women are engaged in agricultural activities and produce approximately 70% of food required in the country (ibid.). Some of the key policy concerns include: heavy workload, inadequate skills and knowledge, inappropriate technologies, and inappropriate social-cultural practices and beliefs (ibid.). Given the centrality of agriculture to the development of the economy and to women’s economic rights, any intervention to address rural poverty, food security, will require sex and gender disaggregated data on land ownership and management, sex and gender disaggregated data on work, as well as similar data on access to skill and knowledge as well as access to capital and financial.

Despite progressive legal instrument which grant women equal land rights various statistics from NSOs, including: Household Surveys, Labour Force Surveys, reveal that women in Tanzania own less land, assets, the sizes of their plots are smaller as well as limited access to financial and credit facilities. Studies show that women own just 27% of land with smaller plots which rely on poor technology and rain fed water (NBS: 2011). This is illustrated in the table 1:

Table 1: Proportion of plot ownership disaggregated by sex

	% Plots		Size (No of Acres)		% Total Land Size	
	2008/9	2010/11	2008/9	2010/11	2008/9	2010/11
Male	49.1	41.4	3.2	3	57	47.3
Female	21.9	22.2	1.7	1.8	13.9	15.3
Mixed	29	36.5	2.7	2.7	28.3	37.4
Total			2.7	2.6		

Source: NBS, 2011.

The persistent gender gap in accessing and controlling land, accessing financial and credit facilities have negative bearing on realization of the FYDP11 aspirations as well as the SDG targets. The persistent gender gap in accessing and controlling land, accessing financial and credit facilities have negative bearing on realization of the FYDP11 aspirations as well as the SDG targets. In Zanzibar, the 1992 Land Act provided a right of women to own land. There is also Kadhi's Court Act (2017) which highlights the issue of marriage and custody of children.

The need for a comprehensive legal framework to address VAWC is important in realizing all SDGs generally and particularly SDG 5, 1, 2 and 8. In both Tanzania Mainland and Zanzibar, there are legal instruments which address VAWC with action plans and monitoring systems with spelt out goals, indicators and targets. The Sexual Offense Special Provisions Act (SOSPA) of 1998, which has put high penalty on sex offenders, is the legal instrument protecting women's rights and freedom from all forms of torture including VAWC. The Government of the URT developed National Plan of Action to End Violence against Women and Children (NPA - VAWC 2017/18-2021/22) in Tanzania Mainland and for Zanzibar the National Plan of Action to Address Violence against Women and Children (NAP 2017 - 2022). These

Plans are designed to guide the efforts of ending all forms of violence against women and children. For Tanzania Mainland, NPA - VAWC 2017/18-2021/22 has a draft Monitoring Plan which has detailed Gender indicators and it will be coordinated by Prime Minister's Office. In Zanzibar, NAP 2017 - 2022 has Monitoring framework in place. NPA-VAWC Impact Indicators (i) Eliminate violence against women by 50% in 2021/22 (ii) Eliminate violence against children by 50% in 2021/22 2.6 NPA-VAWC Operational Targets by 2021/22 The following NPA-VAWC operational targets will be achieved by 2021/22. These include: (a) Poverty Related VAW Operational Targets (i) Increase women accessing financial services from 51.2% to 65% (ii) Increase women groups graduated to SACCOS from 1% to 15% (iii) Increase women membership in VICOBA from 79% to 85%. (b) Poverty Related VAW Operational Targets (i) Reduce 35,916 children living in street by half (ii) Reduce child labour from 29% to 9% (iii) Increase education support for girls from poor families from 23.4% to 53.4%

The Tanzania Police Force has a three-year GBV action plan, which is supposed to guide the police force in enhancing its effectiveness and efficiency of their response to cases of GBV and child abuse. It provides clear outputs, activities and targets and provides a baseline against which progress

is to be measured. Six regions have been identified as priority areas for implementing the plan using guidelines for Gender and Children Desks for FY 2013/16 (URT: 2011)

Despite legal and policy instruments to prevent and mitigate impact of violence on women and children, statistics from various surveys and researches show high level of prevalence of VAWC. Data from the NPA_VAWC (2017) revealed that approximately four in ten women in Tanzania have experienced physical violence, and one in five have experienced sexual violence, 44% of married women have experienced both physical and sexual violence in their life time. The 2010 Demographic Survey (NBS: 2010) show that 39% of women aged 15-49 have experienced physical violence within 12 months during the time of the survey. Additionally, there is growing evidence of increasing incidents of sexual corruption in public and private sectors. The high levels of VAWC demand new tools and methods of searching for evidence to inform both policy measures as well as interventions. The need to combine quantitative and qualitative methods in producing evidence-based data is underscored. Such approaches which focus on social institutions such as socialization agencies such as family, community institutions, religion, and attitudes of custodians of traditions, norms and values need to be explored in order to complete the quantitative methods which have revealed sex gaps but failed to capture the underlying factors to the existing gaps. Sex disaggregated data will not provide sufficient evidence to influence policy interventions to prevent, reduce, and eliminate GBV.

In addition to legal instruments, there are few policies which put emphasis on gender statistics to improve GEWE policies.

POLICY INITIATIVES FOR GENDER STATISTICS

There are several policies which provide guidelines in implementing GEWE commitments. Women and Gender Development Policy (2000) (which is under review) aimed at redressing gender gaps and inequalities between men and women. It also provided guidelines to sectors to monitor implementation of GEWE through supporting mainstreaming of gender in all policies, plans, strategies and budgets (URT: 2000). The policy is currently under review to address main issues regarding the coordination role of the Ministry in gender mainstreaming and monitoring of the progress. The issue of its mandate with respect to other sector ministries in the areas of gender mainstreaming is also a subject of the ongoing process (interviews). The Zanzibar Gender Policy (2016) is anchored in seven principles including gender equality and entitlement to recognize and respect for the dignity of women. Affirmative action to promote equality is provided in the constitution. For example, Education and Training Policy (2015) makes education universal and provides for special schemes to increase women and girls access to education and training. An Education Sector Management Information System (ESMIS) has been developed in mainland Tanzania, with UNESCO, UNICEF and UNFPA assistance. The development and use of sector-wide information systems has been identified as a key area within the sector that requires improved systems and capacity building. The government of Zanzibar, with UNESCO assistance, has developed an Education Management Information System (EMIS). The Health Policy (2003) emphasizes on universal access to health facilities. A proposed Health Information Management System will also contribute

to measuring SDG indicators. The Government through the then Ministry of Health, issued GBV Medical Guideline which was distributed to all districts health facilities in 2013. While the Employment Policy (2008) sets out some key interventions of promoting equal access to employment for men and women, with emphasis on eliminating sexual harassment at work place. In both Mainland and Zanzibar there is national machinery to monitor implementation of the GEWE policies.

The National Gender Machinery:

The national machinery for gender and women's empowerment for Mainland Tanzania is the Ministry of Health, Community Development, Gender, Elderly and Children (MoHCDGE). This Ministry has mandate to overseeing implementation of gender equality policies and women's empowerment at different levels. Additionally, all MDAs have gender focal persons (GFP) while a few have in place gender committees. At district level the Community Development officers and Social Development Officers who are the gender focal persons. In Zanzibar, the Ministry of Labour, Empowerment, Elders, Women and Children (MLEEWC) is the National Gender Machinery for Zanzibar is responsible for policy formulation, coordination and monitoring in Zanzibar.

The MoHCDGE and MLEEWC have provided some guidance to all MDAs to collect and analyze and disseminate sex-disaggregated data, and gender disaggregated information to facilitate prioritization of GEWE issues at sector level. The Gender and Development Strategy (2005) noted that most statistics at all levels are not sex disaggregated to show contribution of men and women as a result it instructed that all sectors to develop gender / sex

disaggregated data to inform all sector activities. To date, Zanzibar has no a specific Gender Strategy. Some sectors such as Education and Vocational Training, Health, Water and agriculture have managed to have made some significant progress in this area.

At parliamentary level, the Tanzania's parliamentary caucus and known as **the Tanzania Women Parliamentary Group (TWPG) and the Tanzania Women Cross Party Platform (TWCP)** have been instrumental in advocating for gender responsive legislations, policies and budgets. In partnership with some CSOs, the ministry has conducted some few trainings to LGAs in areas of gender budgeting. It is also partnering with CSOs in developing database for women professionals and women leadership (interview). In Zanzibar, there is a House of Representatives Women Caucus (UWAWAZA) whose main responsibility is to strengthen the capacity of Women's members of the House effective participation in the Parliamentary debates. They also deal with addressing Gender-based Violence.

Additionally, **the Gender Mainstreaming Working Group- Macro Policy (GMWG-MP)** in Tanzania Mainland and Gender Mainstreaming Technical Working Group in Zanzibar have the responsibilities of ensuring gender is being mainstreamed in policies, laws, Strategies and programs/ Further, they have responsibilities of advocating for budgetary allocation needed to implement gender issues in their MDAs as well as provide space for dialogue with development partners on issues pertaining to GEWE. It is composed of Gender Focal Person from all MDAs NBS is a member of GMMWG. Additionally, the development partners have a forum DPG-GE, which meets monthly to reflect on progress in the GEWE

agenda. UN Agencies and development partners like CIDA, SIDA, Irish AID and FAO have a gender focal person (URT: 2016, URT: 2012)

Macroeconomic Policy Frameworks:

The current operational macroeconomic frameworks are the FYDP II for Mainland and MKUZA III for Zanzibar.

TANZANIA LONG-TERM PERSPECTIVE PLAN (2010-2025)

In 2011, Tanzania developed and started implementing a National Long-Term Perspective Plan, 2011-2025, which is broken into five-year implementation time frames. From 2016/17 through 2020/21, Tanzania Mainland will be implementing the second Five Year Development Plan (FYDP II), while Zanzibar implements the ZSEST III popularly referred to as MKUZA III.

The Government of Tanzania has articulated 'the path' or roadmap to the realization of its 2025 Vision "towards the middle-income economy" after implementing the third FYDP envisaged in its Long-Term Perspective Plan. The plan will be facilitated by 'opportunity-based' planning which will be implemented through a series of Five Years Development Plans. Each of the plans will make use of existing opportunities as well as addressing challenges.

The FYDP II is built around three pillars of transformation namely: industrialization, human development and implementation effectiveness. All the three pillars have gender equality and women empowerment aspects. The plan appreciates progress which the URT has made in advancing gender equality

in the field of education, in promoting women in senior management positions and in political participation but admits existence of challenges which will require monitoring.

For example, the FYDP II noted that despite women constituting a greater agricultural labour force, their farm yields are lower, and that women are relatively poorer than men. It further notes that women unpaid care work is higher than that of men and this burden starts at a very tender age of 10. The Plan recommends interventions that will ensure gender balance in order to unleash women's potential to contribute to the social economic transformation and more importantly to ensure respect of their human rights. Again, this creates a demand for gender statistics to measure and monitor progress, and assess impacts. The URT integrated several SDGs in the FYDP11 which include: Goal 1 Ending Poverty, Goal 2 Agriculture and food security, Goal 3 Health, Goal 4 Education, Goal 5 Gender Equality, Goal 7 Energy Supplies, Goal 9 Infrastructure and Goal 17 Strengthening the means of Implementation and revitalize the global partnership for sustainable development (REPOA available at: <https://www.google.com/search?q=Gender+indicators+in+the+FYDPII>)

The FYDP II is based on result-based agenda. The national development frameworks have created demand for evidence-based policies which require credible and quality statistics this underscores the need to strengthen the capacities of the NSS processes in producing, disseminating/communicating and using gender statistics.

The ZSGRP III (MKUZA III) aims at initiating and guiding structural reforms that will lead to the Vision 2020. MKUZA III further acknowledges that in order to achieve inclusive growth, economic

performance needs to go hand in hand with qualitative outcomes such as health, education, skills and technological development.

MKUZA III has five key result areas some of which include gender equality outcomes. For example, Key Result Area C: Provision of Quality Services to all, outcome C2: inclusive and equitable access to quality education and skills training. C6: Attainment of national food security and nutrition for all. Key Result Area D: Attaining Environmental Sustainability and Climate Resilience D1. Improved gender-responsive climate change adaptation and mitigation measures. Key Result Area E: Adhering to Good Governance Principles. E2. Attainment of gender equality and equity. E3. Increase access to justice, respect for rule of law, adherence to basic human rights and greater participatory in the democratic process. C4. Enhanced Prevention of, and Response to, Violence against Women and Children.

DOMESTICATION OF SDGS INTO NATIONAL PLANS AND PROCESSES

The process of domesticating SDGs resulted from lessons drawn from domestication of MDGs in the national context. A key lesson from the MDG localization was that it had not engaged with the public and hence not internalized in the national systems. The roadmap of domesticating SDGs involved three major steps. The first move to localize SDGs was hence to conduct extensive post MDG dialogues. Firstly, consultations were held in seven zones of the country, covering all regions, and inviting civil society organizations (CSOs), LGAs and

marginalized groups, such as women, the elderly, children and youth to share their views on the SDGs and key issues to be prioritized. Further, citizens' suggestions for the post-2015 agenda were invited through social media campaigns, newspapers, TV and radio. Secondly, technical consultations were held with stakeholders from the private, public, and academic, sectors. Finally, national-level consultations were held to validate findings of the SDG progress made. The national consultations on the post-2015 agenda were to ensure the future global framework was to receive inputs from the diverse voices of citizens. Additionally, the consultations were to inform Tanzania's long, and mid-term, development plans and strategies (UNDP, 2015; URT, 2013) The second step was identification of SDG indicators and aligning them to the FYDP. (This has been done, see the attached matrix).

The third stage was to move the SDGs to implementation level through identification of strategies and coordination mechanisms. The implementation was to be done by Ministry of Finance and Planning, Sectors, Regional Secretariat (RS), Local Governments (LGA, private sector, academic and research institution. A unit to monitor the FYDP II was established and located in the MoFP. The FYDP II identified alignment to the SDGs, Goals 1, 2, 3, 4, and 5 (Social development) and goals 6, 7, and 9 (Utilities supply and Industrialization): and Goal 17 Strengthening implementation and partnership. The MoFP is responsible for resource mobilization, coordination, provide guidelines to MDAs/LGA (Ifakara Health Institute: 2017).

Similarly, the RGoZ has taken measures to domesticate SDGs into MKUZA III processes. Through a UN Joint Program, the RGoZ has incorporated the SDGs

indicators into its MKUZA III M&E framework. It has also enhanced the capacity of its NSS processes to increase demand for reliable, quality data through assessing baseline information, identifying data gaps for delivering the SDG indicators.

The following are key milestones in domesticating SDGs.

- Adoption of key GEWE indicators in the Five-Year Development Plan (FYDP II 2016-2020) for Mainland and MKUZA III (2016-2020) in Zanzibar in line with national priorities.
- Prioritization of a focus on Women's Economic Empowerment (WEE) in the FYDP II in line with national focus on nurturing industrialization. In Zanzibar, MKUZA III integrated gender mainstreaming in key result areas including a standalone outcome on addressing Violence against Women and Children.
- Setting up of a SDGs localization mechanism under the coordination of the MoFP and implementation of awareness creation sessions.
- SDGs Data Road Map mapping exercise for aligning FYDP II indicators with SDGs indicators by NBS.
- Convening of two national workshops by the National Bureau of Statistics (NBS) in 2015, and development of SDGs data roadmap in 2016¹ with key recommendations that reiterated the imperative of multi stakeholder engagement and collaboration to ensure 'no one is left behind' in the SDGs monitoring initiatives.
- An interim joint steering committee chaired by NBS was formed to support

the implementation of the recommendations and follow up activities of the SDGs data road map. These include: SDG data gap assessment and training of data experts with support of dLab and PARIS21 that took place in December 2016.

TSMP

Under the PARIS21 initiative which Tanzania subscribed, a National Strategy for Development of Statistics known as Tanzania Statistical Master Plan (TSMP) was designed in 2010 using a consultative process that took into account the baseline situation among statistics stakeholder. To identify intervention areas, sector strategic plans for statistics were prepared and submitted by 22 Mainland MDAs to NBS and 14 MDAs and one NGO to OCGS in Zanzibar.

The TSMP Assessment Report (NBS and OCGS, 2007) has shown that the main areas of assessment include physical infrastructure; statistics status of NSOs, PMO-RALG and MDAs; statistical output and data quality; staff incentives, skills levels and training; financial constraints; and cross-cutting issues.

The resulting assessment categorized the MDAs into those with developed data systems, those developing their data systems and those lacking systematic data systems. The key result areas of interventions in TSMP included (a) Institutional Development and Legal Reforms (b) Human Resource Development (c) Development of Statistical Infrastructure (d) Data Development and Dissemination, and (e) Physical Infrastructure and Equipment Development. In the TSMP there was no explicit focus in gender statistics. The implementation of TSMP is coming to an

end and from the consultations of this assessment, it has been learnt that from NBS and WB that they are collaborating to prepare another phase of TSMP. This is an opportunity to make gender statistics a priority in the next TSMP.

LEGAL GAPS

The Statistics law does not make production of gender statistics as a mandatory prerequisite for producing quality and high standards statistics. This omission has had a bearing on resource allocation for enhancing the capacity of NSOs in producing, analyzing, and disseminating gender statistics. In other words, statistical information that would have captured the real lives of women and men, girls and boys was not considered as mandatory in the legal instruments that defined the roles and functions of the two coordinating bodies. The other gap identified by stakeholders is lack of clarity on the mandates of other producers of statistics including MDAs, Academic and Research Institutions as well as CSOs. Some of the stakeholders perceive the statistics law to be restrictive in terms of producing what is considered to be 'official statistics'. The NBS has clarified on misconception on the Statistics Act 2015 through its website as well as in most of its dissemination workshops. In March 2017, the NBS also conducted a training of editors and reporters of news media on the Statistics Act 2015. Nonetheless, it seems more dialogue is needed to clarify the matter.

Some users particularly CSOs, identified inaccessibility of most of big surveys due to the way they are packaged.

While efforts to translate summaries into Kiswahili have been made by the NSOs, lack of resources limits their ability to repackage most of the data into popular versions which are easily accessible by the majority of users.

Inadequate gender disaggregated data to inform the monitoring of enforcement of women's, children and poor men's legal rights generally. Secondly, inadequate gender disaggregated data to inform legal responses to issues of GBV, human trafficking and child related abuses. (URT: 2012, URT: 2016, URT: 2017) Furthermore, gender equality frameworks are not sufficiently used to inform policy, practice, and planning in the legal sector and institutions addressing women's rights (ibid.). Limited capacity among law enforcers to translate legal frameworks into plans and actions, was identified by many stakeholders interviewed as a limitation of implementation some of progressive gender equality legal instruments.

OPPORTUNITIES TO IMPROVE THE LEGAL AND POLICY ENVIRONMENT

The main opportunity is the localization of SDGs to the FDYP II and MKUZA III. Localization demand generating data from communities, villages and households which will provide more holistic evidence for the transformation needed to move the country into a middle income with improved livelihoods, zero hunger and poverty.

CAPACITIES FOR PRODUCING GENDER STATISTICS IN TANZANIA

Capacity Development is defined (OECD: 2006) as the process whereby individuals, organizations, communities -----' unleash, strength, create adopt and maintain capacity over time" It is crucial in enhancing organizational ability to perform its core functions, solve problems and seize opportunities" This report revealed that there are some limited capacities within the NSS for producing, analyzing and disseminating gender statistics. The coordination of production of national statistics is done by the two NSOs that are for mainland, NBS, and for Zanzibar, OGCS. These two offices are managed by individuals who have some knowledge of gender statistics, committed and the see added value of producing gender statistics. This is considered as a capacity resource within the NSS. The existence of products which have gender statistics is an illustration of capacities within the NSS processes. Some examples of such

products include: Gender Profiles, Time Use Surveys, Facts and Figures booklet, as well as web-based gender statistical portals such as the Gender Statistics Compartment within the Statistical databank, Gender app.

Availability of SDGs GEWE indicators is also considered as evidence of existence of some capacities within the NSS. Reports show that 40 gender indicators can be fully accessed, (35) are partially (5) generated from a single source of data in the Mainland. Among the 40 indicators, 16 are currently available from a single source. In addition, two currently available indicators with multiple sources can be added to the 40 to get a total of 42 indicators. The remaining 11 SDGs GEWE indicators that can be generated from sources agreed upon from the multiple sources of data. In Zanzibar, 42 SDGs GEWE indicators can be fully (33) or partially (9) generated from a single source of data.

There are also two currently available indicators with multiple sources. The remaining 9 indicators can be generated from among the multiple sources of data in Zanzibar.

The United Republic of Tanzania is aligning Mainland Tanzania’s Five-Year Development Plan (FYDP II) and Zanzibar Strategy for Growth and Reduction of Poverty (MKUZA III) with the global SDG monitoring and indicator framework. (A more detailed description of FYDP II and MKUZA III is provided in the succeeding section).

The Consultants conducted an assessment of the availability of gender-specific global SDG indicators based on existing sources of data in URT’s

statistical system using the following classification¹:

- i) **Currently available** – presently being disseminated and/or published by data source agencies;
- ii) **Easily feasible** – can be derived from existing data sets with slight improvements in design and/or analysis; or
- iii) **Feasible with strong effort** – requires changes in the data collection tool (e.g., addition of data items/survey questions).

Results shown on Table 3.1 indicate that only 14 and 15 of 53 gender-specific SDG indicators are fully and currently available in Mainland Tanzania and Zanzibar respectively. These account for less than 30 percent of the total indicators

Ahmed:

Assessment Framework for SDGs GEWE Indicators in Tanzania NSSs

Criteria Used	Description	Data Sources
a) Currently available (CA)	Assumed that current resource allocation and external support will continue	1. Statistical (ST) (censuses and surveys, mainly from NBS) 2. Administrative sources (AD) (data collected by MDAs, LGAs, CSOs, Private Sector) 3. Mix of statistical and administrative sources
b) Easily feasible (EF)	The compilation of the indicator, or an indicator with a closely comparable scope on the basis of the current data sources and current level of the resources allocation. However, some external technical assistance to improve data collection might be required.	
c) Feasible with strong effort (FSE)	The compilation of the indicator, or an indicator with a closely comparable scope, is feasible only with a strong effort (significant additional resources and external assistance will be required)	
d) Not feasible even with strong effort (NFSE)	Even with a strong effort the compilation of the indicator (or close proxy indicator) is not feasible; only some partial relevant data might be compiled.	

Description of Tiers for SDG Indicators:

- (a) **Tier I:** Indicator conceptually clear, established methodology and standards available, and data regularly produced by countries.
- (b) **Tier II:** Indicator conceptually clear, established methodology and standards available, but data not regularly produced by countries.
- (c) **Tier III:** Indicator for which there are no internationally established methodology or standards yet available.

<?> Developed by the Consultants.

Table 2.1: Status of availability of gender-specific SDG indicators in the United Republic of Tanzania (as of May 2018)

Availability	Mainland Tanzania			Zanzibar		
	Fully	Partially	Total	Fully	Partially	Total
Current Available	14	2	16	15	3	18
Easily Feasible	13	8	21	12	7	19
Feasible with Strong Effort	15	1	16	14	2	16
Feasible	28	9	37	26	9	25
TOTAL	42	11	53	41	12	53

Source: Consultants' assessment as part of the Needs Assessment of URT's Gender Statistical System undertaken for the development of the MEWGC country programme in URT. As of May 2018.

needed to regularly monitor GEWE commitments in the 2030 Agenda.

The UN Women also supported participation of one consultant in the validation workshop of a thematic Gender Parity-Peace & Security indicators organized by NBS to validate their availability. The workshop findings will contribute to update the consultants mapping exercise which is suggested as one of MEWGC project activities.

Both NSOs have gender focal persons who have been exposed to some short-term training courses in Sweden. For example, in 2017 a total of five statisticians participated in a gender statistics sandwich course provided by Statistics Sweden through a global International Training Program supported by SIDA. The program had a three-week (April-May 2017) training session in Sweden followed by a period of implementing a project (May - November 2017), a follow up training in November 2017 in Tanzania (Zanzibar) and a final period of launching and

communicating the results of the project between November 2017 and March 2018. The participants came from the Mainland - NBS (two - the head of gender statistics and labour statistician), EASTC (1), TACAIDS (1) and HakiElimu (1). There were no trainees from Zanzibar. A project on "Women and Men in Tanzania: Facts and Figures 2017" which they completed and posted at NBS website http://www.nbs.go.tz/nbs/takwimu/WomenAndMen/women_and_men_booklet.pdf

In 2018, a similar training program will be made openly available to applicants. NBS and OCGS have earmarked one and two statisticians respectively to participate in the training. Statisticians from other institutions are also expected to apply for the training program as well. The few trained experts are a resource to the NSS processes in the area of producing gender statistics. The practical outputs connected to the work of participating institutions can be used to promote gender statistics in their respective sectors or fields.

MDAS

MDAs have their own mandates to produce and use statistics for their own use. For example Ministry of Health, Community Development, Gender and Elderly produce routine data which if improved is a source of gender statistical information to inform policy decisions. Similarly, Ministry of Education, has inbuilt capacity to produce gender statistics which have informed various policy decisions. These existing capacities need to be enhancing in order to improve the quality of statistics which they generate. Both ministries have in place information management systems which are again a potential source to seek and store gender related information. Again, this is a resource for production of gender statistics if all other factors are to be taken care of. Weakness in routine data were observed during the analysis of the TSMP, and also noted during the consultative sessions with various stakeholders.

Most of MDAs have gender focal persons who are supposed to facilitate mainstreaming of gender in the plans and programs. At the same time MDAs have a statistician who is supposed to facilitate collection and processing of relevant statistics for the work of the MDA and LGAs. These two persons are a potential resource capacity for the respective MDAs if they are to be positioned in same department or unit dealing with policy, planning and M&E and if they are to be equipped with appropriate tools to facilitate their role in production of gender statistics. However, this is not always the case and it might pose some challenges in smooth monitoring of SDG gender indicators with respect to the capacity to produce them. A mechanism linking the two portfolios to the DPP is underscored.

LGAS

Local Governments produce and use data including gender disaggregated data. The Local Government Monitoring Database (LGMD) allows LGAs, once a year, to (i) enter data (routine data) collected from villages, wards, schools, health facilities, agriculture extension officers and district officials; use the data to calculate a minimal core set of sex disaggregated indicators (about 124 for all pro poor sectors) which shows service delivery in key poverty related sectors (education, health, water, sanitation) (ii) view data aggregated at district level in order to observe data at a lower geographical or facility level; provide a variety of comparative graphs and analysis reports and district and ward profile; and export data to the Tanzania Socio-Economic Database (TSED) to display and produce statistical maps that can be disaggregated by sex. This is yet another potential capacity resource for generating gender statistical data which includes information on underlying causes of gender discriminatory practices.

ACADEMIC, TRAINING AND RESEARCH INSTITUTIONS

Academic and Research Institutions have actual and potential capacities in the production, dissemination and use of gender statistics. The training institutions which have been working with NSOs in producing a cadre of its human resources as well as providing them with technical support during the whole process of producing, processing, analyzing, disseminating/communication of statistics, have some capacities in gender statistics.

For instance, The Eastern Africa Statistical Training Centre (EASTC) does not only train the human resources needed for the NSS but has been providing technical support to the NSOs in the production, disseminating, and using surveys. This is a big resource for the NSS processes. It offers courses at certificate, diploma and undergraduate and graduate levels to statistical cadre. The undergraduate course includes a course in gender statistics, which is compulsory. Plans are underway to include gender statistics course as part of its post graduate programmes. Similarly, the Population Studies and Research Centre of the University of Dar es Salaam, has been training demographers who are a resource to the NSS processes, as well as providing technical support to NSOs during the processes of planning, conducting, processing and analyzing surveys. The centre has an optional course on gender statistics at post graduate level. The Centre does not have its own staff but relies upon other departments and units to supply them with tutors. In this case mainstreaming of gender skills in all subjects depends upon an individual available to teach such courses. Similarly, experts who are engaged to provide technical support to the various surveys are not necessarily required to have gender knowledge of population issues. This means that the potential of the centre in producing a cadre of demographers and population experts with gender knowledge is not fully utilized.

The Department of Statistics of the University of Dar es Salaam trains statisticians who make a pool of resource within the NSS processes as well as provide technical support during the whole process of producing, processing, analysis, disseminating and using statistics. This is a potential resource for

gender statistical information if given the necessary tools and methods in gender statistics.

REPOA, for instance collect information on specific areas of interest to inform policy and decision making. For a number of years, REPOA under UNDP support offered courses on MDG indicators for MDAs and LGAs; poverty mapping in collaboration with NBS; producing Poverty and Human Development Reports and Views of the People Report in collaborations with Poverty Eradication Division. The institution has also facilitated production of a gender indicators booklet; as well as producing research reports under Research and Analysis Working Group of MKUKUTA Monitoring System. REPOA is also organizing weekly and annual seminars and workshops on a number of social, economic and environmental issues. All these activities have entailed gender related indicators and a potential for enhancing the capacity under the SDGs umbrella.

The Economic and Social Research Foundation (ESRF) is a think tank that has been collaborating with the Ministry of Finance in conducting policy relevant socio-economic researches and publishing. It also builds capacity for researchers and policy makers. It organizes periodic forums to engage stakeholders in policy issues. It has partnered with the Ministry of Finance and UNDP to produce the Tanzania Human Development Reports of 2014 and 2017 drawing upon expertise from Government, Academia, Research, CSOs and even private sector. The THDR process collects data that has a gender and localization dimensions on human development. This institution is a potential resource for developing the capacity in gender statistics.

CIVIL SOCIETY

Civil societies particularly women's rights organizations use, and produce gender statistics for policy advocacy, legal reform as well as generating national debate around key priority pressing issues. For example, TGNP has had cumulative experiences, skills and knowledge in conducting research; packaging and communicating such information in a variety of forms. For example, it partnered with NBS in facilitating the first Time Use Module which is now regularized in NBS surveys. The time use statistics have also been popularized into simple user-friendly materials for advocacy. Additionally, it has partners with several MDAs in tracking budgets and facilitated the Ministry of Finance and Planning to develop gender budget guidelines. In partnership with the National Machinery for gender, it is developing a web portal on Women Professional: Tanzania Women Konnect Portal: a gate WA which provides all information on Tanzania women. The Tanzania Women Konnect Portal is officially recognized by the MoHCDGE and plans are underway to have it vetted by NBS so that it qualifies to be official data upon being vetted by NBS as per legal demands. The Wednesday Gender Series Seminars organized on weekly basis as well as the biannual gender festivals are forums which can be used as a mechanism to disseminate gender statistics.

HakiElimu has used educational statistics in its media campaigns for the rights of girl child's education. Through powerful media messages, it is able to reach out a wide number of populations with access to TV and radio on the plight of girl child's education.

Tanzania Women Media Association on the other hand has been using GBV statistics to campaign on ending violence against women and children. Some of these media campaigns have resulted in the laws on gender based violence.

The Tanzania Women lawyers Association have currently launched a campaign on sextortion using statistics on GBV at workplaces. Such campaign has broken silences on sexual corruption and generated debate around this problem.

The Legal and Human Rights Centre has also used gender statistical information in its annual human rights reports. While Women Fund Tanzania has been funding women rights, organizations including those who are using gender statistics to influence policy and legal reforms. A coalition of women's rights organizations coordinated by the Women Fund, used statistics of social exclusion to demand incorporation of women's rights in the constitutional review process. The coalition was able to push for incorporation of 11 issues out of the 12 issues they had demanded to see incorporated in the new constitution.

DEVELOPMENT PARTNERS

Most of the Development Partners, including UN Agencies, Multi-lateral and bilateral have a demonstrated will to support production, dissemination and use of gender statistics. The report considers this as a resource capacity for gender statistics. This is because the majority of DPs have mandate to mainstream gender in their country programs, hence need gender statistics for programming.

The UN Women: This is the UN agency mandated to support countries to implement their commitments to empower women and girls. The UN Women Strategic Plan 2018-2021 emphasizes the implementation of the Beijing Platform of Action and contributes to the implementation of the 2030 agenda, with the motto: **leaving no woman and girl behind.**

(<http://www.unwomen.org/en/digital-library/publications/2017/8/>) /

In supporting the implementation of agenda 2030, UN Women Communications and Advocacy Section in New York conducted an analysis of what the 17 SDGs adopted them to women in order to inform strategic interventions building on the efforts of localization at country and regional levels. This analysis has provided a basis for its country support program targeting localization of SDGs (<http://africa.www.unwomen.org/en/digital-library/publications/2016>) Furthermore, UN Women is an active member of the interagency and Expert Group on Gender Statistic, which coordinate work in gender statistics within the UN system. This group has developed a minimum set of 52 gender indicators as well as new guidelines for measuring violence against women and girls. This is in addition to its collaboration with other agencies in a global gender statistics programme called “Evidence and Data for Gender Equality (EDGE) (<http://www.unwomen.org/en/how-we-work/research-and-data>)

In Tanzania, the UN Women has been supporting the country national machinery for women in areas of enhancing its capacity strengthen gender mainstreaming accountability mechanisms , supports initiatives to empower women economically, politically as well as socially. UN

Women has been a strategic player in supporting the two governments in aligning GEWE in the national processes of domesticating SDGs. Some of these initiatives include:

- Publication of UN Women background documents on “Proposed GEWE Indicators for the Monitoring and Evaluation frameworks of FYDP II and MKUZA III (2016).”
- Establishment of the SDGs GEWE Indicators Framework (2016).
- Supported the publication of the Tanzania Country Gender Profile (TCGP 2016) in partnership with the Ministry of Health, Community Development Gender Elderly and Children (MoHCDGE).
- In partnership with ILO it's supported the Gender Analysis of the Integrated Labour Force Survey (2014).
- Furthermore, it partnered with the NBS in facilitating the integration of a Time Use Study Module in the Household Budget Survey (HBS) 2017/18.
- It was also part of the Joint One UN which provided technical support to the Zanzibar Planning Commission (ZPC) and Office of the Chief Government Statistician (OCGS) on the development of Zanzibar SDGs localization baseline data that documents key data sets and gaps.
- In Partnership with the MHCDGEC, UN Women supported the Development of Key Messages on Gender and Statistics DATA for Gender Responsive SDGs localization. This is an advocacy tool for SDG gender mainstreaming efforts.
- This five year project **“Making Every Woman and Girl Count”**

(MEWGC) current five year project is yet another capacity building resource from UN Women is implementing in both Mainland and Zanzibar.

UNDP: UNDP considers gender equality and women's empowerment as part of its core mandate. It is obliged to report on gender outcomes of its country programme. UNDP considers GEWE as both a human right as well as a development issue. The UNDP 2014-2017 Strategy emphasizes that, "Unless women and girls are able to fully realize their rights in all spheres of life, human development will not be advanced. <http://www.undp.org/>. Indeed, UNDP has to use gender statistics in its programming and in its M&E process. Although currently UNDP is facing resource deficit challenges which have limited its direct support to NBS, it has nevertheless supported the Planning Commission in FYDP II SDG indicators. Additionally, UNDP supports PED in awareness and advocacy for SDGs. As a leader in the Delivering as One UN in Tanzania, UNDP is in a better place in mobilizing resources for the NSS processes

FAO: This is the UN agency which has been given mandate to be a custodian for 21 of his 230 SDG indicators which have been identified by the UN Statistical Commission across SDG Goals 2, 5, 6, 12, 14, and 15. As a custodian agency, FAO is obliged to ensure that national data is aggregated at sub-regional, regional and global levels. Such data will hence contribute to the annual SDG reports that feed into the UN High Level Political forums.

As a custodian of targets in Goal 5, FAO is a critical player in the implementation of the GEWE within the Agricultural sector, and hence a potential resource to NSS processes.

FAO's gender policy considers investing in rural women as a key driver for poverty reduction and promotion of economic growth (<http://www.fao.org/3/a-i3205e>) Promoting gender equality is linked to the FAO mandate of reducing hunger, poverty and injustices globally. The FAO policy hence affirms:

"We must eliminate all forms of discrimination against women under the law, ensure that access to resources is more equal and that agricultural policies and programmes are gender-aware, and make women's voices heard in decision-making at all levels. Women must be seen as equal partners in sustainable development, because they have as much to give as they need to receive. In the end, achieving gender equality and empowering women is not only the right thing to do; it is also a crucial ingredient in the fight against poverty and hunger"

(<http://www.fao.org/3/a->)

FAO has also developed tool a legal Assessment tool (2016) "developing Gender Equitable Legal Framework. Legal Paper No 98. This is a resource which can be tailored to fit country specific needs of assessing GEWE in land ownership and access to agricultural resources.

UNICEF: This is a UN agency mandated to support UN member states to implement gender equality and equal rights of girls and boys. The agency work contributes in implementation of the governments Poverty Reduction Programs as well as implementation of the SDGs within the country context. Globally UNICEF mandate is guided by the both CEDAW and CRC as I believe that gender equality is prerequisite for inclusive human development (<https://www.unicef.org/>) UNICEF as a Global

Leader of data for children, is custodian for 10 global SDG indicators and further co custodian for 7 other indicators.

This is what informs UNICEF's country programme and its interventions in the implementation of the FYDP11 and SDG localization processes in Tanzania. Some of the interventions in capacity enhancement among others: Supported Data Needs Assessment for PO-RALG in developing a comprehensive list of gender indicators for various sectors. It partnered with ILO, in supporting NBS in producing 2014 ILFS's Child Labour Report through training, fieldwork, analysis, report writing and dissemination. Additionally, it has partnered with ILO in supporting NBS in conducting National Panel Survey both technically and financially from conceptualization, design, data collection and analysis. UNICEF is a member of NPS technical committee. Furthermore, UNICEF provided technical support in the production of the Child Poverty Report. Has also provided HMIS and BEMIS with tools and analysis as well as dissemination. In 2016, supported NBS, EASTC and PO-RALG in piloting Electronic Population Register System (EPRS) in Bagamoyo District and its roll-out in Songwe Region

- This is a computerized village register with basic vital events, demographic and geographic variables
- The system can talk with other systems and linked to other databases
- Possibility of extracting data for planning purposes

UNICEF also supports dissemination of disaggregated data by different characteristics through TSED. This is in addition to participating in TSMP Steering Committee and Census & Surveys; and Routine Data Working Groups.

UNFPA: The UN Fund for Population Activities has been supporting Tanzania NSSs in the Population Census and Vital Registration Systems in collaboration with other development partners. The Fund also supports reproductive health initiatives by the government and civil societies alike. It collaborates with TGNP to deliver services at refugee camps in Kigoma.

The World Bank Group: The World Bank Gender Strategy (2016-2023) on Gender Equality, Poverty Reduction, and Inclusive Growth considers gender equality as central to its goal of ending poverty and boosting prosperity in a sustainable manner. The strategy affirms that

“No society can develop sustainably without distributing opportunities, resources, and choices for male and females so that they have equal power to shape their own life and contribute to their families, communities, and countries. Promoting gender equality is a smart development policy”

(<https://siteresources.worldbank.org/INTGENDER/Resources/GAPNov2>)

The WBG has set two goals for the world to achieve by 2030, ending extreme poverty and promoting shared property in a sustainable manner. These goals will be achieved through: promoting sustainable and inclusive growth, investing in human capital and fostering resilience to global shocks and threats (WBG: 2017) this makes the WBG a strategic partner in enhancing the national institutions which collect gender disaggregated data on poverty and growth.

In Tanzania, the World Bank is currently supporting the development of the TSMP 11. But the bank has capacity

to support other activities within the NSS through a grant facility. This is yet another capacity resource.

In addition to UN agencies, there are bilateral countries which offer yet another capacity building resource for generating, disseminating and using gender disaggregated data.

The Government of Canada: The government of Canada has made a radical shift in its foreign policy by proclaiming a Feminist Foreign Policy. The Policy is premised on the belief that **“Women and Girls Can Change the World”** Hence supporting gender equality and empowerment of women and girls is considered as the best way to build a more peaceful, inclusive and prosperous world. In the light of this, Canadian government has taken over a new approach to its international assistance, within a feminist framework that supports the economic, political and social empowerment of women and girls and make gender equality a priority, for the benefit of all people (Robinson, F (2017, Carleton University). The Canadian Development program in Tanzania is directed at supporting the development outcomes of the FYDP11 priorities which include: industrialization, human development, and infrastructure and business environment. Gender and Women Empowerment is hence central in the focus areas. Such a support has contributed to gains in social indicators in health and education. CIDA is indeed a potential capacity resource for this programme.

The Government of Ireland: The government of Ireland, through its Gender Equality Policy (2014) provided a framework to guide Irish Aid, including areas of priority support. The overall goal of this policy is to “support the achievement of gender equality as an essential component of sustainable

human development.” The objectives of the policy are to: Advance equal rights for women and men. Eliminate gender inequalities in access to, control of and benefit from resources and services. Support women’s equal participation with men in political and economic decision making. The policy sets out two strategic approaches for implementing the policy: Mainstreaming and Direct support to gender equality and women’s empowerment programmes (<https://www.oecd.org/derec/ireland/48468933>)

In his address to the Global Leaders’ meeting on Gender Equality and Women’s empowerment Michael D.Higgins, President of Ireland is quoted to have said:

“Gender equality is a right achieved, not a gift,If we do not enable the true empowerment of women and girls worldwide our declarations will be shown to have been empty rhetoric. We must change; gather momentum in our change, so that this does not happen”.

(<http://www.unwomen.org/-/media/headquarters/attachments/initiatives/>)

The overall goal of the Irish Country Strategy (2017-2021) is to promote inclusive growth and reduced poverty and vulnerability. The focus areas include: agriculture, nutrition, and governance. (<https://www.irishaid.ie/media/irishaid/allwebsitemedia>). These focus areas require data and monitoring framework to measure the GEWE outcome of the interventions.

In Tanzania, the Irish Aid intends to collaborate with UN Women in supporting domestication of SDGs and alignment of SDG gender equality goals with the FYDP11. The initial processes have started and are waiting the appraisal of the concept note (interview)

British Department for International Development (DFID) enacted a law which obliges implementing agencies to measure the impact of its development assistance in reducing gender equality (<https://www.theguardian.com/global-development/2015/jul/08/dfid-international-development-gender-equality-act>). This is a historic move which forces government development agencies to measure impact and outcome of their interventions in promoting gender equality and women's empowerment. Tracking impact of development interventions as a legal requirement makes DFID potential partner in supporting initiatives of improving gender statistical systems.

In Tanzania, DFID supported the strengthening of the NSS in both mainland and Zanzibar through basket funding, which contributed to aspects which were set out in the 2010 TSMP. It also supported institutional reforms as well as training of staff. This is in addition to supporting conducting of major surveys which were essential in Monitoring social and economic progress in the country.

The Government of Finland: The Finland Government support to UN-Women focuses on areas of decision making and political participation. Their cooperation policy is based on broader human rights outcomes and impacts. The projects are categories are assessed as sensitive, progressive or transformative. The embassy has yet to support statistics in the country. However, its global cooperation fund can support small projects of statistics as long as they have the desired human rights outcomes and impacts. Other areas of support which are very likely to have impact include the creation of jobs and livelihood for communities living nearby reserve forests, innovative sector under

COSTECH and leadership skills at Angoza Institute.

All in all, most of the DPs have a mandate to mainstream gender and women's empowerment in their country programs. This requires among other things, a robust monitoring and evaluation systems which will use gender statistics. Hence as users of gender statistics, DPs will be interested in supporting production of quality gender statistics, which are reliable and timely.

CAPACITY GAPS

The final report of the Tanzania Statistical Master Plan, (2008-2010 (NBS: 2008) had identified several capacity needs for the NSS processes. These included, outdated statistical infrastructure, human resources gaps, Statistical infrastructure o PMO_RALG, as well as capacity to produce gender responsive data (NBS: 2008). This assessment will mainly focus on the capacity needs for producing, processing, analyzing and using gender statistics. The reports appreciate that general capacity needs and gaps do have a bearing on the capacity to produce gender statistics as well.

Limited knowledge and skills of gender statistics has been identified by most of the stakeholders include limited knowledge and skills in gender statistics within the NSS processes. For example, most of the staff within the NSOs has not been exposed to the basics of gender statistics. The focal persons have attended some tailor-made courses in gender statistics, but they felt that such courses have not adequately equipped them the needed tools, and methods which will enable them to support mainstreaming of gender statistics in the national surveys.

Related to skills and knowledge is inadequate human resources for supporting production and dissemination of gender statistics within the NSS processes. For example, focal persons within MDAs are expected to play crucial roles in monitoring the GEWE targets. In the first place these individuals are normally few many times is a one person in the MDA, who has not been well equipped with gender statistical knowledge, but who has mandate to support mainstreaming of gender in the MDA as well as monitor progress.

Most of the experts providing technical support to the NSOs during the whole process of conducting major surveys are neither not equipped with gender statistical knowledge nor are they demanded to have this knowledge. Such experts include statisticians, demographers, social scientists, researchers and policy analysts. Worse still, some the institutions which produce the pool of experts who are normally recruited into the NSS processes do not have gender experts who would be teaching a module in gender statistics. Exception to this is the East African Institute of Statistics which has both undergraduate and post graduate courses in gender statistics.

Other areas where capacity gaps were identified include production of routine data which comes from community and local levels institutions, such as households, village, ward, and districts, regional and finally which inform the national level databases. The main problem here is how such data is packaged, processed and finally transmitted to higher levels. And yet this is one of the sources which has potential of producing reliable gender disaggregated data as it is from this source, that the real lives of women and men is being captured. This is the level, which social institutions play a

critical role in perpetuating gender discriminatory practices. The need to support and enhance the capacities to produce gender disaggregated data at this level is being underscored.

Furthermore, weaknesses in coordinating production of gender statistics were also identified as capacity gaps. For example, there is lacking an institutional mechanism to coordinate key players from outside the NSS processes. Functionally, the mandate of NSOs for mainland is not clear, as it is in Zanzibar where all MDA statisticians are hired by the Office of Government Chief Statistician, while those in mainland are directly answerable to their respective line ministries. Many stakeholders felt that the NSO for mainland does not have substantive powers over the MDA in directing them to produce gender statistics.

Low demand for gender statistics was cited as yet another capacity gaps in producing and disseminating gender statistics. In cases where GEWE is not given a priority, production of gender statistics will not also be given priority. This is worsened by the fact that MDAs in mainland search for their own sources to produce data needed for their own use. Hence if gender equality is not given priority, the MDA will not allocate sufficient resources for production of gender statistics.

Lack of gender institutional policies was also considered as a capacity limitation. Policies do provide guidelines which spell out priorities needs, strategies and targets. If there are no GEWE sector policies, or if the sector policies are silent on GEWE issues, then this will lead to less investment in gender statistics for the relevant sector. For example, majority of sectors which are not social service sectors did not see

the relevancy of gender in their specific sectors. This problem is compounded by the fact that the new drivers of changes and growth are those sectors which were not initially considered to have gender outcomes. Such as infrastructure development, extractive industry, and mining, tourism, are new emerging sectors which might lead to 'leaving out' majority of women due to gender insensitive policies and programmes.

The capacity gaps notwithstanding, there are some actual and potential capacities existing within the NSS which if nurtured will contribute significantly in the production, dissemination of gender statistics. These are summarized in the following box.

Opportunities for Producing and Disseminate Gender Statistics

- The process of aligning SDG goals and those of MKUZA 111 and the FYDP11 provides an opportunity for enhancing capacity to generate gender statistics. This is because; there is a growing realization among policy makers that achievement of SDG goals will be determined by the capacity to address inequalities and corresponding data gaps.
- The current macroeconomic reforms which have resulted in impressive growth indicators accelerated by nontraditional drivers of growth, with limited impact on poverty reduction has increased the demand for new methods, and new data which will provide evidence based information to inform policy interventions which will ensure that 'nobody is left' behind from
- The ongoing development of the Tanzania Statistical Master Plan which is going to be funded by the World Bank is yet another opportunity. The challenge is, if gender statistics needs are not incorporated in this initial stage of planning, the potential opportunity will be missed.
- Most of Development partners are mandated to mainstream gender in their development programmes and hence measure the impact of their intervention on GEWE. This is an opportunity for resource mobilization for gender statistics production, but also an opportunity to share good practices and lessons and challenges resulting from their interventions.
- The Gender and Development Policy for mainland is under review. This policy is an opportunity to provide guidelines which will be used by MDAs in producing gender statistics.
- The role which the academic and research institutions play in the production of statistical information is an opportunity. The challenge is lack of needed skills, knowledge and value addition of providing knowledge on gender statistic.
- The existence of gender Desks at Police Force on GBV
- The existence of focal persons in the MDAs and within the NSO is both an opportunity and a challenge. On the one hand if well
- The process of aligning SDG goals and those of MKUZA 111 and the FYDP11 provides an opportunity for enhancing capacity to generate gender statistics. This is because; there is a growing realization among policy makers that achievement of SDG goals will be determined by the capacity to address inequalities and corresponding data gaps.

ACCESS AND USE OF GENDER STATISTICS

Accessibility to high quality gender statistics is central in monitoring progress of GEWE, as well as holding policy makers accountable to commitments made for promoting gender equality and women's rights. In assessing and use of gender statistics, this report was guided by the principles spelt out in the NBS (2010) Dissemination and Pricing Policy considers official statistics. As "**common good**" to the society, which must therefore be presented in a manner that are understood by users without expert knowledge of statistics. Additionally, the policy directs NBS to ensure that analysis of its data is accessible and understandable in order to enable users to obtain information which meets their varied needs. And that such data has to be detailed enough to cover user's needs. That official statistics has to be relevant for users, reliable, user friendly and comprehensive. Other principles include: Accuracy, transparency,

consistent and comparable. Adherence to these principles necessitates access and use of gender statistics. Its means, women and men will have equal access to statistics, that such statistics are relevant to the needs of both women and men, and that they reflect the reality of their lived experiences, and that the statistics are free from gender-based biases and stereotypes.

NBS (2010) categorizes NBS users into the following:

LGAs and other MDAs – these are policy makers and researchers who are engaged in development of local and national development strategies, and programs including monitoring and evaluation of these programs. The Second category of users are the **research and academic institutions** – these include teachers, professors, researcher's students who are mainly engaged in educational activities. The third category is **private companies** –

media and individuals who use official statistics in their work. Dissemination of statistics is limited to making the statistics accessible for the public use.

The NBS uses a centralized system of disseminating and distributing official statistics, coordinated by the IT and Marketing Departments. The dissemination of official statistics is governed by the following principles:

- All users must have equal access to official statistics
- Official statistics must be relevant for users; user friendly; comprehensive and comply with the requirements regarding legislation, confidentiality and quality
- Official statistics must be accurate, reliable, consistent and comparable in space and time.
- Distribution of official statistics must be impartial and transparent: this means that neither political comments nor comments of governmental authorities will be added to official statistics.
- Data security and privacy protection shall be safeguarded.
- The NBS will comment on misinterpretation and misuse of official statistics.

Adherence to these principles necessitates access and use of gender statistics. It means women and men will have equal access to statistics, that such statistics are relevant to the needs of both women and men, and that they reflect the reality of their lived experiences, and that the statistics are free from gender-based biases and stereotypes. The first question in this section is whether gender statistics are available for users.

Accessibility to high quality gender statistics is central in monitoring progress of GEWE, as well as holding policy makers accountable to commitments made for promoting gender equality and women's rights. In assessing access and use of gender statistics, this report was guided by the principles spelt out in the NBS (2010) Dissemination and Pricing Policy. This policy defines official statistics as *“as statistics data produced, within the scope of the Statistical Programme of the National Statistical System (NSS) and of international organizations of which Tanzania is a member, in compliance with national and international technical standards and fulfill the NSS principles”* In this respect, the National Bureau of Statistics (NBS) is the authoritative source of official statistics in Tanzania. Furthermore, the dissemination policy considers official statistics as **“common good”** to the society, which must therefore be presented in a manner that are understood by users without expert knowledge of statistics. Additionally, the policy directs NBS to ensure that analysis of its data is accessible and understandable in order to enable users to obtain information which meets their varied needs. And that such data has to be detailed enough to cover user's needs.

AVAILABILITY OF RELEVANT, IMPARTIAL GENDER STATISTICS

Most of the social household surveys and routine data which are collected / compiled in Tanzania are disaggregated by sex; very few have additional information which enables gender experts to provide gender analysis. For example, the Time Use Surveys which show the gaps in time use for care work

in quantitative forms, does provide a basis for further analysis of how gender division of labour burdens women at household level and impacts what is constructed as 'productive activities'. Similarly, the sex wage differences can facilitate gender experts to provide an explanation on how discriminatory practices impact women's social status. Agricultural statistics which show the quantitative differences in size of farm owned by women and men, sex differences in accessing credit facilities as well as sex differences in crop production per acre do further provide highlights on how gender roles impact women and men differently in the money economy. Briefly stated, sex disaggregated data can only be given gender meaning when gender knowledge is available to users. The need to develop methods which can capture the underlying factors which cause the numerical gaps is underscored. The Social Institution Approach which has been used by social scientists in qualitative studies covering small samples can be combined with the quantitative approaches to enrich the relevancy and impartiality of statistical information which is being generated.

Some of the data sources which have gender statistical information include the following: The Facts and Figures booklet available on NBS website provides data which is disaggregated basically by sex although there is some attempt to disaggregate such data by gender as well. This is done through highlights provided of inequality with some brief descriptive analysis in areas such as health, education, demography, labour as well as power and influence.

Similarly, the Gender Dimension Monograph. This provides brief descriptive analysis of data using the 2012 Population and Housing Census

(PHC). Focus areas include: population by age, sex, household characteristics by gender. (www.nbs.go.tz/nbstz/index.php/english).

In 2014 the statistical databank expanded and added another compartment "Gender Statistics" this was developed by UNDP and UN Women under a joint program of "Strengthening the National Statistical System" The Gender Statistics Compartment combines 25 tables with statistical data disaggregated by sex and grouped into four categories: Women Economic Empowerment, Education and Training of Women during their life cycle, Women participation in Decision Making and Women's Health (www.statistical.md/category).

In March 2017 NBS in partnership with UN launched Gender Pulse.app (www.statistica.med/category) this is an interactive tool which graphically show gender sensitive statistical indicators. GenderPulse is based on statistics published in Stat bank (www.statistical.md/category).

The Integrated Labour Force Survey (ILFS) of 2014 provided information which had gender statistics in areas of employment, underemployment, and informal sector, child labour and time use. Such analysis can facilitate users to deepen their understanding of gender issues in these areas (URT: 2014).

NBS News Letter is another channel to disseminate its products. The March 2017 Issue No. 23 carried an article on: Why Gender Statistics is crucial in reducing inequality (<https://scribed.com/document/346540/nbs.Newsletter>)

Country STAT (www.statistical.countrystat.org/tza) is a statistical framework and applied information system for analysis and policy-making designed to organize, integrate and disseminate statistical data and metadata on food and agriculture originating from different sources. Country STAT gathers and harmonizes scattered institutional statistical information so that information tables become compatible with each other at the country level and with data at the international level. The main objectives are to facilitate decision-maker's access to information and to bind data sources that are currently spread in different institutions. Some of these statistics are gender disaggregated.

The crime and traffic reports from Police's crime statistics unit which are posted in NBS website, have some sex disaggregated data on various cases of VAWC, including rape, intimate partner violence, child related GBV, physical abuses. Such data require further analysis to provide the root cause of VAWC so as to inform policy makers in their design of policies for prevention and support of victims.

COMMUNICATION CHANNELS FOR GENDER STATISTICS

The existing channels of communicating and disseminating statistical information provide an opportunity for gender statistics to be widely distributed to users of such data.

The Tanzania Socio-Economic Database (TSED) brings together key socio-economic statistics collected from all Ministries and Government Institutions and stored in one database. It presents

metadata and has simple and user-friendly features that make data accessible and can be used to produce tables, graphs, reports and maps for inclusion in reports, presentations and advocacy materials. TSED is a poverty monitoring tool for storage and dissemination of quantitative information generated by the Poverty Monitoring System. The aim of the TSED is to facilitate easy access, use and dissemination of a wide range of socio-economic data in a user-friendly manner to policy makers and other stakeholders engaged in poverty reduction efforts. Implementing partners include: The President's Office, the PM office, Vice President, all MDAs, Development Partners, CSOs, private sector and media. Since its formation it has hosted all Basic Education Statistics in form of graphs. It also contributes to the section on trends in National Poverty section of the Human Development Report. Additionally, it has been producing posters on Income Poverty for the Poverty Policy Week since 2002. Most of the data stored and shared in this data base is sex disaggregated. Support is needed to facilitate production of gender related statistics as well as gender analysis of the existing data.

The Tanzania Fin Scope Survey, which is conducted by the Financial Sector Deepening Trust, measures the demand for as well as access and barriers to the full range of financial services offered in Tanzania. Aspects of financial inclusion could add a gender dimension in such surveys. Data are available for 2006, 2009, 2013 and 2017.

NBS collects the National Panel Surveys which includes a wide range of topics including agricultural production, non-farm income-generating activities, consumption expenditure and other socio-economic characteristics. Again,

this is yet another source of gender statistics.

Summary of major surveys are translated in Kiswahili, which is easily read by majority of Tanzanians. In Zanzibar, the NSO has commissioned Angoza which is an umbrella organization to popularize HBS, while the then Ministry of Community Development and Gender translated CEDAW into Kiswahili, hence making it easy for the public to access. The MDAs also publish and post reports in their websites that contain gender data. Additionally, the routine data generated by LGAs which have some gender statistical information are compiled in sector information systems such as BEMIS and HMIS are also accessible through a protocol called Mundane Gateway. The Local Government Monitoring Database (LGMD) contains sector data collected from villages, wards, school, health facilities and agriculture extension officers does provide space to access sex and gender disaggregated information. Training institutions also keep copies of academic and research reports that contain gender statistics in their libraries and documentation centres. In addition to hard copies of publications they produce, and soft copies posted in their websites.

Other sources outside the NSS include those generated by sectors or MDAs, particularly Ministries of Education, Health, Agriculture, Water and Energy, and police force whose data is disaggregated by sex and gender. Other sources include those generated by government agencies, such as National Electoral Commissions, Parliamentary Statistics, which are mainly disaggregated by gender.

Organisations like REPOA and ESRF provide access to gender statistics from researches. REPOA organizes “Annual

Research Workshops” during which papers and debates on the situation of economy and poverty is discussed. The TGNP_Mtandao Wednesday Seminar Series and the biannual Gender Festival are yet other forums which use gender statistics to inform discussions. The various internationally dedicated days for women, children, disability provide space to use gender statistics to engage in reflections and debates. The Police Force frequently releases data on gender-based violence.

There are some non-state actors which have been disseminating gender statistics, using online services. The TGNP_Mtandao in partnership with the Ministry of Health, Community Development, Gender and Elderly have developed a data base on Women professionals, which uses a technology which allows dissemination of such information by mobile phone. If vetted by NBS, this is a useful tool to disseminate gender statistics to a great number of Tanzanians. TGNP_Mtandao is also finalizing development of another online facility: The Women Konnect Portal: Gateway which yet another opportunity to disseminate gender statistics if it is to be connected to the National Database. This portal has capacity to access information of Tanzania women in the whole country. If connected to the NBS data storage portals, it can be one of the sources of accessing gender or women specific information. What is important is the adherence to the fundamental principles of official statistics and international and national statistical standards.

The NSOs have published national, international and sectoral statistical standards that can guide other producers and users (available at: <http://www.nbs.go.tz/nbstz/index.php/english/standard/statistical-guidelines>).

Specific gender statistics standards can be developed or adapted and included in the compendium.

Other forms of communication which have potential of disseminating gender statistical information include the following:

E-mail and Telephone

The purpose of mass-mailing via e-mail is to contact the target groups and introduce the product as well as to invite the potential customers to submit their orders. Either one or more publications are offered via mass-mailing, depending on the need. This has proved to be the most convenient and effective way of selling publications. The advantage of this method is that it has a potential of reaching out a large number of users. Official statistics from the Tanzania Communication Regulatory Authority (TCRA: 2017) revealed that between April and June 2017, mobile phone subscriptions had reached more than 40 million people, while internet users through wireless technology reached over 18 million people. This mode of communication has a potential of reaching out a large number of users of gender statistics.

Information Line

NBS uses its telephone services to communicate statistical information. The line is open Monday to Friday from 9:00 to 17:00. The advantage of this channel is the opportunity to get immediate consultation on how to get information as well as being able to talk to subject-matter experts.

Library

NBS library is located at the Headquarters Casino Building, Kivukoni Front; it has been set up to help the users of statistics. The library is open Monday

to Friday from 9:00 to 16:00. The visitors are free to use the computer with Internet connection and CD-ROM drive. The advantage is that it serves the academic community and other users who have a culture of using library. The disadvantage is that it is accessible to users in Dar es Salaam only.

NBS Bookshops

This is also located at the NBS library, this is the place where only resellers of statistical products as well as major bookstore chains. Its function is to present the publications on the shelves and to sell them. Again, this is limited to users in Dar es Salaam.

NBS Website

The purpose of the web site www.nbs.go.tz is to inform the public about the NBS, its activities and availability of official statistics, provide electronic products and services for a wide range of users. In addition to NBS statistics, the website also includes the statistics of Tanzania Zanzibar. In the website there are other links to different databases like Tanzania Integrated Statistics Database (TISD), Tanzania Social Economic Database (TSED), and Tanzania Metadata Toolkit as well as other statistical links.

Tanzania Metadata Toolkit

The NBS also releases its dissemination Micro data files on its Tanzania NADA (National Data Archive) server. The Tanzania NADA server is built with software and maintained according to international best practice and standards advocated by the International Household Survey Network (IHSN) in accordance with the Marrakesh Action Plan for Statistics (MAPS).

Events and Trade Fair

The publications of NBS are presented and sold at events and trade fairs, both

local and international, where it is possible to achieve direct contact with the potential users of statistics.

The launching of the surveys is a public event which involves various stakeholders including media. Survey reports and data are also posted at NBS and OCGS websites and database systems like TSED, TNADA and ZANSTAT.

USE OF GENDER STATISTICS

Policy influence: Time Use Statistics and Basic Education Statistics have influenced policy changes to promote equal participation of girls in educational opportunities as well as interventions directed at supporting the care burden. For example, the government decision not to de-board girls when it started reducing boarding schools has led to increasing boarding schools for girls and hence contributed to an increase of retention rates for girls. Secondly, the government decision to establish pre-schools in all its primary schools was again guided by advocacy work on the care burden which was informed by the Time Use Survey. The introduction of Budget Guideline in the Ministry of Finance Budget Guideline resulted from tracking budgets from budget statistical information by CSOs. The establishment of Police Gender and Children focal points resulted from gender statistics on GBV and analyses which show how victims of such violence are mis-handled.

Enactment of Laws: The campaign on GBV informed by gender statistics from police reports and other sources provided women rights activist with evidence-based advocacy which in turn lead to the enacted of the sexual offences law. When the bill was being tabled, a coalition of CSOs led by the Tanzania Women Lawyers Association

(TAMWA) took a train to Dodoma during the debate to lobby parliamentarians to support the law, using the statistics on GBV. The law was passed through very quickly since Tanzania Women lawyers were using media to communicate to the public (the voters) the discussions in the Parliament.

Budgetary allocations: The government decision to allocate part of the local government budget to women and youth was a result of gender analysis of the budget, using parliamentary information on how budgets were being allocated and amounts reaching the local level and how this amount benefited women and young people in the communities. The central government decision to provide Guidelines on Gender Budget to all sectors resulted from advocacy activities on gender budget initiated by TGNP_Mtandao. The establishment of a gender budget group in the Ministry of Finance had also resulted from the gender budget discussions. Prior to budget sessions, gender budget analysis is done by TGNP and other forums using the allocation figures through gender lenses. In this way, there has been a gradual increase of budget to those sectors which affect women most, including health, education and water.

GAPS IN ACCESS AND USE

Inadequate availability of gender statistics to inform policy interventions has been considered as one critical gaps limiting access and use of gender statistics. The big volumes of surveys and the brief summaries are not easily available to some of the users, particularly those who use such data in advocating for policy interventions. This challenge is further compounded by lack

of resources to popularize the survey data for easy interpretation by users. Related to the inadequate gender statistical data is inadequate dissemination strategy of the gender statistics available. For example, NBS library services are accessible to few individuals living in Dar es Salaam. The Email and telephone services are accessible to individuals in the NBS data base, the launching ceremonies, public engagements, policy briefs, and covered through conventional media, such as TV broadcasting, newspapers, and radios which normally do not cover the total picture of the gender results.

The low demand for gender statistical information was also identified as another challenge limiting production and dissemination. Data production is demand driven, and this again influences availability of resources to disseminate gender statistics. This is attributed to gender insensitivity of users of statistics, low level of awareness on how gender statistics can inform major policy decisions which in turn will impact policy outcomes such as Poverty Reduction Programmes. The gender statistics units at NBS and OCGS are still in developing stage and it is therefore expected that gradually dialogue mechanisms in the gender machinery and the pool of trained gender statisticians will promote better understanding information gaps in gender statistics,

Finally, is lack of resources, including financial and human to support popularization of gender statistics, gender analysis of the existing data, as well as support users to be aware of the value addition of using gender statistics in their programs.

In general, the NSOs are under staffed. For example, the current staffing of NBS is 187, instead of the 245 thresholds.

This means they only have 76% less 24 percent of their human resources requirement. For the NSO in Zanzibar, the situation is more or less the same. In Zanzibar out of the 245-required staff establishment, they only have 150 which are less 38% of their human resource requirement. Whenever there is institutional human resource deficit, there are areas which suffer most, and gender is one of them. In mainland, there is one person who is gender focal person, who has been exposed to few short-term training on gender. She did not have a background in gender issues generally or gender statistics in particular. In Zanzibar they have a Gender and Justice focal person. The rest of staff has not been exposed to gender statistics training. (Kaka Ahmed kindly verify) to also include financial gap (The Director General for NBS informed that the production needs for the past three years have remained at 70% due to government resource gaps and emerging new priority areas).

Despite the challenges of access, the report noted some opportunities for enhancing equal access to gender statistical information.

OPPORTUNITIES

- The institutional mechanism for dissemination is an opportunity.
- The principles governing dissemination are guided by equality principles of access and use.
- The increasing demand of gender statistics due to current initiatives of aligning SDGs to the FYDP11.
- Capacities within the Academic institutions to disseminate gender statistics.
- Capacities within the CSO in packaging and disseminating gender statistics.

CONCLUSIONS AND GENERAL RECOMMENDATIONS

KEY EMERGING ISSUES FROM CONTEXTUAL FACTORS

One of the key findings is that the Tanzanian social, economic, political and demographic contexts have created a demand for gender statistical information. For example, a young and fast growing population requires gender statistics which will inform policy interventions to respond to the differential needs of young girls and boys, actively working women and men as well as the elderly men and women. Additionally, the emerging new accelerators of growth which have not resulted in 'shared and inclusive growth' require new methods of analysis that will provide a holistic picture of the gendered outcome of the growth processes.

KEY ISSUES ON LEGAL AND POLICY ENVIRONMENT

On Policy and Legal environment, the report noted some enabling spaces for generating gender statistics. These include commitments which the country has made at both international, regional, sub regional and national levels in promoting Gender Equality and Women's Empowerment. Some of these commitments oblige the government to be reporting through using accurate and relevant data which reflect the real lived experiences of women and men in their varied locations.

Specific regional instrument for gender statistics which Tanzania is a party is the Statistical Commission for Africa (StatCom-Africa), which has set up a Working Group on Gender Statistics known as the African Group on Gender

Statistics (AGGES). The Economic Commission for Africa is the Secretariat. Some of the key outputs from the regional initiatives which we consider as a resource include: a Handbook on Engendering of Censuses and Surveys, Compendium of Gender Statistics as well as ongoing efforts to prepare training materials. These are resources for country level initiatives.

At sub-regional level, the SADC Declaration on Gender and Development provides a sub-regional framework for Monitoring the African Protocol on Women's rights. Both SADC Regional Statistical Program and the Regional Strategy for Development of Statistics have been tools for the coordination and harmonization of statistics. The SADC Gender Unit is mandated to generate and use gender statistics in the regional integration processes.

At national level the Policy and Legal Environment has some enabling GEWE initiatives but also has some limitations. The equality commitments have been translated into constitutional principle which lay legal foundation for other policies, laws and programs. The constitutional principles are further translated into national legal instruments which demand monitoring frameworks and action plans for gender equality outcomes include. For example, the Tanzania labour laws provide equality in accessing 'decent' work as per ILO definition, whose monitoring goal is the SDG 8, which state that by 2030, achieve full and productive employment and decent work for all women and men, including for young people and persons with disabilities, and equal pay for work of equal value 8.5.1 Average hourly earnings of female and male employees, by occupation, age and persons with disabilities (Tier II) 8.5.2 Unemployment rate, by sex, age and persons with disabilities (Tier I).

The specific legal instruments for production of gender statistics are the Statistics laws are the National Statistics Act 2015 established the National Bureau of Statistics (NBS) as an autonomous public office mandating it to provide official statistics to the Government, business community and public at large. While for Zanzibar is the Chief of Government Statistician Act, 2007. Both acts established the NSOs as the main institution for producing, coordination, harmonization and disseminating official statistics.

The Act gives NBS mandate to coordinate the NSS, to ensure that quality official statistics are produced. The vision of the NBS is "To become a one stop centre for official statistics in Tanzania", while its mission is "to produce quality official statistics and services that meet the needs of national and international stakeholders for evidence-based planning and decision making".

There are other legal instruments which protect and guarantee women's rights whose monitoring addresses some SDG goals and indicators. For example, National Employment Service Act (1999), provides equal opportunities of access to employment for men and women, while the Employment and Labour Relations Act of 2004 provides a legal framework for 'effective and fair employment relations and defines minimum standards regarding conditions of work (URT: 2004).

Equality in accessing and ownership of land is embedded in the land laws which guarantee women's property rights. Reference is made to the Land Act No. 4 of 1999, as amended in 2000, and the Village Lands Act No. 5, 1999, give women the right to acquire, own and use land equally with men.

The Village, Unit Titles Act, 2008 and Mortgage Finance Special Provision Act, 2008 spell out women's land rights and their rights to mortgage their property in a same manner as men. Equal access to land facilitates realization of SDG Goal 1, target 1.4.2.

There is legal framework to address VAWC with action plans and monitoring systems with spelt out goals, indicators and targets. Reference is made to the Sexual Offences Special Provision Act (SOSPA of 1998, which has an Action Plan "National Action Plan to End Violence against Women and Children NPA (VAWC) with operational targets and impact Indicators.

There are national policies which guide implementation frameworks for GEWE. Reference is made to the Women and Gender Development Policy (2000) which is currently under review. The Women and Gender Policy aimed at redressing gender gaps, and inequalities between men and women. It also guided implementation of GEWE commitments in all MDAs. The current review focuses on strengthening coordination role, enhancing the capacity of the national gender machinery in monitoring the progress of realizing GEWE commitments as well as addressing its mandate over the focal points in MDAs and LGAs.

The macroeconomic policy frameworks currently implemented through FYDP II and MKUZA III provides policy frameworks with indicators. The initiatives of aligning the FYDP II and MKUZA III with the SDGs further necessitate the need for a robust M&E framework which will guide the implementation of the SDGs roadmap, particularly tracking the progress of gender related indicators.

The just initiated development of a second Statistical Master Plan, which the World Bank and other partners are going to support, opens a door for mainstreaming gender into the TSMP.

LEGAL AND POLICY GAPS

Both statistics laws for Mainland and for Zanzibar do not make it mandatory for producers of statistics to produce gender statistics.

Low level of awareness of legal and human rights has made demand for gender statistics low, particularly statistics on criminal justice.

Inadequate skills to design tools and methods to assess the impact of social institutions in implementing legal and human rights was also considered as a legal and policy gap by many stakeholders consulted.

CAPACITY NEEDS ASSESSMENT

The report identified some existing capacities within the NSS. These include capacities within the NSOs, MDAs, LGAs, Academic and research institutions as well as CSOs. Some of the capacities identified in this report include those related to commitment by management to produce and disseminate gender statistics. This is confirmed by existing products which have used gender statistics. Reference is made to products such as web-based statistical portals, Time Use Surveys, Facts and Figures of Men and Women in Tanzania, as well as Gender Profiles. Some capacities were also identified in some MDAs such as Health and Education which have gender statistics in their information management systems. Some

academic and research institutions had some limited capacities which include teaching programs on gender statistics, with some few experts in this area. Some CSOs had some capacities as well in popularizing survey reports into gender responsive user-friendly materials, some have web-based portals with some gender statistics, and yet others have had capacity to translate the survey data into advocacy materials. Reference is made of CSOs, such as TAMWA, which uses gender statistics in media campaigns on women's rights, TWLA which advocate for women's legal rights, Women Fund Tanzania which funds women's rights coalitions and groups, Legal and Human Rights Centre which monitors human rights abuses includes gender-based abuses. TGNP-Mtandao which advocates for GEWE, and which has had a history of partnering with NBS in producing gender statistics such as the Time Use Module.

Availability of some products from various researches and surveys which have gender related statistical information confirms the existence of some capacities within the NSS. Reference is made to Gender Profiles produced by the Ministry responsible for GEWE in partnership with some CSOs, the Facts and Figures booklet by NBS, the FAO Country Profile which has agricultural gender statistics; web based statistical portals such as the Gender Statistics Compartment within the Statistics Data Bank, the GenderPulse app, as well as Time Use Surveys.

The process of aligning FYDP II and MKUZA III gender indicators further illustrates existence of some capacities within the NSS. The domestication of SDGs and the development of a roadmap of domestication are also considered as a capacity within the NSS.

The National Institutional Framework and mechanism to coordinate production of statistics is considered as an opportunity which needs strengthening.

Finally but not least, the willingness by development partners, to support production, analysis, dissemination and use of gender statistics is considered as another capacity within the NSS.

The national institutional framework and mechanism for advancement of women and promotion of gender equality in both mainland and Zanzibar is yet another opportunity which needs to be nurtured. Full-fledged Ministries and Focal persons in MDAs are an opportunity in capacity enhancement if fully supported to implement their mandates.

CAPACITY GAPS

Some of the capacity gaps identified include: **Inadequate human resource for producing gender statistics within the NSS. Low understanding of gender statistics and its added value in the national databases has led to low demand of such statistical information, leading to low prioritization of gender statistics in plans and budgets. Weakness in coordination of production of gender statistics within the whole NSS processes was also identified as a gap.** Reference is made to existence of gender focal persons in most of the MDAs and Community Officers within the LGAs, who are responsible for Monitoring progress in GEWE, but who are not working with the statistical focal persons in MDAs or LGAs. For mainland the statistical focal persons are not directly accountable to the NSO, which could direct them to produce gender statistics, unlike in Zanzibar where such officers are directly answerable to the NSO management.

ACCESS AND USE OF GENDER STATISTICS

The report underscored the centrality of accessing and using gender statistics as key in holding government accountable for GEWE commitments. The Dissemination and Pricing Policy which considers statistics as a 'common good' which each citizen has a right to access provides an enabling policy environment for demanding relevant statistical information which will meet the varied needs of women and men, boys and girls in their varied positions.

Most of the surveys which are conducted in Tanzania are disaggregated by sex; very few have additional information which enables gender experts to provide gender analysis. For example, the time use surveys which show the gaps in time use for care work in quantitative forms, does provide a basis for further analysis of how gender division of labour burdens women at household level and impacts what is constructed as 'productive activities'. Similarly, the sex wage differences can facilitate gender experts to provide an explanation on how discriminatory practices impact women's social status. Agricultural statistics which show the quantitative differences in size of farm owned by women and men, sex differences in accessing credit facilities as well as sex differences in crop production per acre do further provide highlights on how gender roles impact women and men differently in the money economy. Briefly stated, sex disaggregated data can only be given gender meaning when gender knowledge is available to users.

The assessment of availability of SDGs GEWE indicators in the Mainland show that 16 are currently available from a single source, while 21 can easily be generated from existing data. The

remaining 15 SDGs GEWE indicators can be generated with strong effort from the existing sources.

In Zanzibar, 18 SDGs GEWE indicators are currently available, while 19 can be easily generated from existing data sources. The remaining 15 indicators can be generated with extra efforts from among the sources of data in Zanzibar. Similarly, the Gender Dimension Monograph provides brief descriptive analysis of data using the 2012 Population and Housing Census (PHC). Focus areas include: population by age, sex, household characteristics by gender. (www.nbs.go.tz/nbstz/index.php/english)

The report revealed that there are several communication channels within the NSS which are accessible to users and can be a good channel to post and use gender statistics. Some of these channels with gender statistical information include: Gender Statistics Compartment which was added to the statistical databank. This channel combines tables with statistical data disaggregated by sex grouped into four categories, namely, Women Economic Empowerment, Education and Training of Women during their life cycle, Women Participation in Decision Making and Women's health (www.statistical.md/category)

A GenderPulse.app is an interactive tool which graphically shows gender sensitive statistics. This is published in the Stat bank. (www.statistical.md/category)

NBS News Letter is another channel to disseminate its products. The March 2017 issue no. 23 carried an article on: Why Gender Statistics is crucial in reducing inequality (<https://scribed.com/document/346540/nbs.Newsletter>)

Other channels which can potentially be used to communicate gender statistics include: Email and telephone, Information line, the library, bookshop as well as the NBS website, database (TISD), Tanzania Social Economic Database (TSED), and Tanzania Metadata Toolkit as well as other statistical links. Gender statistics can also be communicated through events and trade fair. Launching of major surveys offer a potential opportunity for NSOs to communicate gender statistical information.

The existing channels of communicating and disseminating statistical information provide an opportunity for gender statistics to be widely distributed to users of such data if effectively utilized.

Some of the data sources which have some potential gender interpretative power include among others: Households Budget Surveys, Population Census, TDHS, ILFS, NPS, TSP and EES. Routine and administrative data is yet another potential source for gender statistics. Research and analytical reports. Data from MDAs, such as Education, Health, Water and Energy sectors. Statistical information from the National Electoral Commission, Parliamentary statistics, police.

This is in addition to data from the Tanzania Socio-Economic Database (TSED), which is a tool used in poverty monitoring. The Tanzania Fin Scope Surveys measure financial inclusion highlighting gender gap in financial access. The National Panel Surveys are yet another potential source for gender statistical information as it covers a wide range of topics including; agricultural production, non-farm income generating activities, consumption and expenditure and social economic characteristics. Again, this is yet another source of gender statistics.

Summary of survey data translated into Kiswahili is yet another potential source for gender statistics.

Research institutions like REPOA and ESRF provide access to gender statistics from researches. REPOA organizes “Annual Research Workshops’ during which papers and debates on the situation of poverty is discussed. The TGNP _Mtandao Wednesday Seminar Series and the biannual Gender Festival are yet other forums which use gender statistics to inform discussions. The various internationally dedicated days for women, children, disability provide space to use gender statistics to engage in reflections and debates. The Police Force frequently releases data on gender-based violence. The TGNP_ Mtandao in partnership with the Ministry of Health, Community Development, Gender and Elderly have developed a data base on Women professionals, which uses a technology which allows dissemination of such information by mobile phone.

There are some non-state actors which have been disseminating gender statistics, using online services. If connected to the NBS data storage portals, it can be one of the sources of accessing gender or women specific information. What is important is the adherence to the fundamental principles of official statistics and international and national statistical standards. The NSOs have published national, international and sectoral statistical standards that can guide other producers and users. Specific gender statistics standards can be developed or adapted and included in the compendium.

Briefly stated, there exist channels which potentially have capacity to reach out a good number of users of gender statistics, if these were to be

fed with such statistical information. Gender statistical information has been used in different ways, some have influenced policy making. Reference is made to Educational Statistics, which have informed policy interventions to promote GEWE, such as introduction of Pre School facilities in all primary school intended to reduce the burden of care which women carry at household level. Increased boarding facilities, for girls to reduce dropout rates, and special science programs to promote women participation in science related subjects. Gender statistical information has also been used to influence legal reforms or enactment of legal instruments to protect women's rights. Reference is made to the SOSPA which resulted from alarming increase of cases of VAWC.

Additionally, gender statistics have also been used to influence government budgetary allocation to various sectors. The government decision to provide guidelines on Gender Budget to all sectors resulted from a series of budget studies and tracking which demonstrated how budget allocated failed to reach out the targeted communities with women being greatly affected in a negative manner.

GAPS IN ACCESS AND USE

Inadequate availability of gender statistics to inform policy interventions has been considered as one critical gaps limiting access and use of gender statistics. The big volumes of surveys and the brief summaries are not easily available to some of the users, particularly those who use such data in advocating for policy interventions. This challenge is further compounded by lack of resources to popularize the survey data for easy interpretation by users.

Inadequate dissemination strategy of the gender statistics available. For example, NBS library services are accessible to few individuals living in Dar es Salaam. The Email and telephone services are accessible to individuals in the NBS data base, the launching ceremonies, public engagements, policy briefs, and covered through conventional media, such as TV broadcasting, newspapers, and radios which normally do not cover the total picture of the gender results.

The low demand for gender statistical information was also identified as another challenge limiting production and dissemination. Data production is demand driven, and this again influences availability of resources to disseminate gender statistics. This is attributed to gender insensitivity of users of statistics, low level of awareness on how gender statistics can inform major policy decisions which in turn will impact policy outcomes such as Poverty Reduction Programmes. The gender statistics units at NBS and OCGS are still in developing stage and it is therefore expected that gradually dialogue mechanisms in the gender machinery and the pool of trained gender statisticians will promote better understanding information gaps in gender statistics, Finally is lack of resources, including financial and human to support popularization of gender statistics, gender analysis of the existing data, as well as support users to be aware of the value addition of using gender statistics in their programs.

KEY RECOMMENDATIONS

In this section long term and short-term recommendations are identified. The immediate capacity needs include providing technical support to the NSO's staff in gender statistical knowledge and skills. This will not only enable them

to data collection, but will also support them in hiring experts, for their surveys, improve their methodologies for survey and be aware of the missing gaps in the NSS processes.

Increasing gender experts within the NSS is equally urgent. The few officers in the NSOs in MDAs and LGAs are not enough to meet the needs for the gender statistics emerging from the SDG processes of localization. Equally important is technical support to the just initiated TSMP to enable systematic incorporation of gender in the TSMP11 processes. Support is also needed to facilitate NSOs to bring together various stakeholders to clarify conflicting interpretation of the statistics law, particularly those pertaining to production of what is defined as ‘official statistics’.

For sustainability of the initiative to produce, analyze, and disseminate as well as use gender statistics, it requires long term programs in capacity building for various actors within the NSS. Sufficient funding from multiple stakeholders to the various stakeholders within NSOs to perform their mandates is imperative on a long term basis. Long-term capacity enhancement will have to address strengthening processes, institutions and mechanisms for producing gender statistics. It entails enhancing a new culture of demanding gender statistics to inform policies, on a long term basis. In-house training needs to be sustained on a longer period, particularly in searching for new approaches of data collection, dissemination, and use which do not leave anyone behind. Training and technical support will have to be inbuilt into the entire NSS to facilitate a learning culture within the NSS processes. The governments of the URT in partnership with development partners to recast budgetary allocations to the

NSS processes in order to strengthen capacities to produce analyze and disseminate gender statistics on a sustainable manner.

All orientation programs for experts who are engaged in major surveys have to be exposed to gender statistics knowledge in addition to engaging a gender expert for all the surveys. The need to make production of gender statistics a priority needs to be underscored.

All MDAs will need gender statistics experts who will work with the gender focal person to support mainstreaming of gender in the data produced by MDAs. Ideally, all gender focal persons in MDAs and Community Development Officers for LGAs need to be equipped with knowledge and skills in gender statistics. Capacity building programs need to be mainstreamed in MDAs and LGAs plans and budget in their long term as well as annual plans.

Training and Research Institutions which are main producers of experts who work for or provide technical backup support to NSOs need to be supported to either review their teaching programs especially research courses to enable them to support the process of producing a critical mass of gender experts in various fields including: demography, social scientists, statisticians, as well as IT experts who will be providing various technical backup support to the NSS processes.

CSOs, particularly those working in the area of GEWE need support to enhance their capacities in the areas of using and demanding gender statistics in their varied areas of mandate. For example, the LHRC which works on human rights and producers annual

report should be facilitated to use gender statistics in their assessment of the situation of human rights in this country. Organisations such TAWLA which advocate for women's rights should also be facilitated to be able to use the gender statistics available in their advocacy role. TAMWA, which works with media to promote women's rights particularly in the area of VAWC, will need some support to be able to scale up its work, and enhanced their capacity to use gender statistical information in media advocacy. TGNP_Mtandao which does not only use gender statistics but has long partnership with both NBS in the production of Time Use Survey, with the National Gender Machinery in developing web based data for women professionals, and also in developing a country Gender Profile need to be

facilitated to scale up some of their activities, and further facilitated to vet their various researches to be used as official gender statistics. Other organizations like Angoza which has had working relations with the Zanzibar NSO in popularizing some of the surveys to be supported to be able to scale up their work particularly in popularizing the gender statistical information and repackaging it for wider circulation.

All in all, capacity needs assessment of gender statistics revealed that the needs for capacity enhancement are many, and that there is no single stakeholder who will be able to meet all the needs for sustainability of the MEWGC initiative. While the MEWGC might meet the immediate needs the long-term needs will require multi donor partnerships.

REFERENCES

- AU (2016) Status of Implementation of the Protocol to the African Charter on Human and People's Rights on the Rights of Women in Africa. Report by Justice Lucy Asuagbor, Commissioner, Special Rapporteur on the Rights of Women in Africa (African Commission on Human and Peoples' Rights) 18th of March 2016.
- African Union Commission (2015) African Gender Scorecard.
- AU (1990) The African Charter on the Rights of the Child. Available at: <https://au.int/en/treaties/african-charter-rights-and-welfare-child>
- FAO (2013) FAO Policy on Gender Equality: Attaining Food Security Goals in Agriculture and Rural Development Available at: (<http://www.fao.org/3/a-i3205e>)
- FAO (2016) FAO and The SDGs Indicators: Measuring up to the 2030 Agenda for Sustainable Development. Available at (www.fao.org/3/a-i6919e)
- Canada feminist Foreign Policy. Available at (http://international.gc.ca/world-monde/issues_development-enjeux)
- Ministry of Health, Community Development, Gender, Elderly and Children and UN Women () updated) Key Policy Messages SDGs and Gender Statistics Workshop Report)
- Fiona Robinson, (2017) A Feminist Foreign Policy for Canada by 2042? Prospects, Possibilities and Pitfalls. / Carleton University publication
- NBS (2008) Tanzania Statistical Master Plan 2008-2010) URT publication.
- NBS (2010) Tanzania Statistical Master Plan 2009-2013/14. (URT publication)
- NBS (2010) Dissemination and Pricing Policy
- WBG (2016): Gender Equality, Poverty Reduction, and Inclusive Growth. (2016-2023)
- Irish AID (2013) Country Strategy Paper 2011-2015: Summary
- SIDA (2011) Gender Equality in Swedish Development Cooperation: Final Report
- Fiona Robinson (2017) A Feminist Foreign Policy for Canada by 2042? Prospects, Possibilities and Pitfalls. Carleton University Press.
- IMF The General Data Dissemination System: Guide for Participants and Users. Available at (www.imfbookstore.org)
- UN-Women (2017) UN Women Strategic Plan 2018-2021
- WBG (2006) Gender Equality as Smart Economics: A World Bank Group Gender Action Plan (Fiscal years 2007-2010)
- URT (2016) the Five Years Development Plan 11(FYDP11) "Nurturing Industrialization of Economic Transformation and Human Development" Ministry of Finance and Planning. June 2016.

URT (2016) National Plan of Action to End Violence against Women and Children in Tanzania MoHCDGEC.

The Revolutionary Government of Zanzibar (2017) Zanzibar Strategy for Growth and Reduction of Poverty (ZSGRP 111) MKUZA 111.

UN Women (2017) the sustainable Development Goals and Africa's Agenda for 2063)

UN Women (2018) Commission on the Status of Women Sixty second session 12-23 March 2018: Challenges and Opportunities in Achieving gender equality and empowerment of rural women and Girls. Agreed Conclusions.

Commission on the Status of Women Sixty-second session 12 – 23 March 2018 Challenges and opportunities in achieving gender equality and the empowerment of rural women and girls Agreed conclusions

United Nations Economic Commission for Africa (UNECA) (2016) Compendium of Gender Statistics in Africa.

UN (2015) Fundamental Principles of Official Statistics Implementation Guidelines (Final draft)

UN (2017) Implementation Guidelines of Official Statistics (available at: (<https://unstat.un.org/>))

MHCDGE and UN Women: Key Policy Messages: Gender Statistics Data Revolution for Gender Responsive SDG localization Available at:

NBS (2015) Business Plan 2015/2016.

NBS (2010) Dissemination and Pricing Policy.

UN Women (2016) Gender Equality and Empowerment Indicators in Support of FYDP 11's Monitoring Framework (Tanzania Country Office

UN Women (2016) Gender Equality and Empowerment Indicators in Support of Zanzibar's MKUZA 11 M&E framework.

UN Women (2017) SDG Forum on Gender Statistics Data Revolution for Gender Responsive SDGs Localization Report.

WGG (2017) Implementing the 2030 Agenda: 2017 Update Available at: (<http://pubdocs.worldbank.org/en/>)

Revolutionary Government of Zanzibar (2007): The Office of Chief Government Statistician Act, 2007

Revolutionary Government of Zanzibar (2016): DECENTRALISATION BY DEVOLUTION STRATEGY AND ROADMAP (DRAFT 5), December 2016

Jamhuri ya Muungano wa Tanzania, WMJWW (2000): Sera ya Maendeleo ya Wanawake na Janise (2000)

Revolutionary Government of Zanzibar (2017): Zanzibar Strategy for Growth and Reduction of Poverty III 2016-2020 (MKUZA III)

United Republic of Tanzania (undated): The Tanzania Development Vision 2025

Revolutionary Government of Zanzibar (undated): Zanzibar Vision 2020

Revolutionary Government of Zanzibar (2011): Revisited Zanzibar Vision 2020

United Republic of Tanzania (2012): A National Gender Diagnostic Study in Tanzania Final Report

United Republic of Tanzania (2005): COUNTRY REPORT ON THE IMPLEMENTATION OF THE BEIJING PLATFORM FOR ACTION AND THE OUTCOME DOCUMENT OF THE TWENTY-THIRD SPECIAL SESSION OF THE GENERAL ASSEMBLY- BEIJING +10

United Republic of Tanzania (2005): NATIONAL STRATEGY FOR GENDER DEVELOPMENT

OECD (2014): SIGI Methodological Background Paper

UBOS and OECD (2015): Uganda SIGI Country Report

United Republic of Tanzania (2017): SDGs Tanzania Baseline Report, Ministry of Finance and United Republic of Tanzania (2017): POVERTY STATUS REPORT AND SDGs 2018 (Draft)

Zanzibar Planning Commission (2017): GUIDELINE FOR MONITORING AND EVALUATION FRAMEWORK OF THE ZANZIBAR STRATEGY FOR GROWTH AND REDUCTION OF POVERTY III (MKUZA III)

United Nations Economic Commission for Africa (2016): Compendium of Gender Statistics in Africa

UN-Women (2014): Challenges in the Implementation of the Millennium Development Goals for women and Girls. The Agreed Conclusions of the 61st Commission on the Status of Women.

UN-Women Tanzania (2016): Gender Equality and Empowerment Indicators: In Support of FYDP II's Monitoring Framework

UN-Women Tanzania (2016): Gender Equality and Empowerment Indicators: In Support of Zanzibar's Successor Strategy [MKUZA III] M&E Framework

URT - NBS (2017): Domestication of Sustainable Development Goals Progress Report

URT - MHCDGEC and UN-Women Tanzania (2017): Key Policy Messages - GENDER STATISTICS DATA REVOLUTION FOR GENDER RESPONSIVE SDGs LOCALIZATION

URT - NBS and UN-Women Tanzania (2017): A Concept Note for Supporting the Sustainable Development Data Agenda in Tanzania

URT - MHCDGEC (2016): Tanzania Country Gender Profile

URT - NBS & OCGS (2018): National Population Projections

TGNP (2009): "Who Cares For Us?" Time Use Study of Unpaid Care Work in Tanzania

URT - President's Office, Planning Commission (2014): Public Investment Management Operational Manual (PIM-OM)

ANNEX 1: LIST OF PEOPLE INTERVIEWED

1. Dr. Albina Chuwar (DG - NBS)
2. Ms. Mayasa Mwinyi (Chief Government Statistician, Office of the Chief Government Statistician Zanzibar).
3. Ms. Mashavu Khamis Omar, Commissioner of Monitoring and Evaluation, Zanzibar Planning Commission.
4. Ms. Sylvia Meku: Manager, Social and Demographic Statistics Department NBS
5. Ms. Maryam Kitembe; Gender Focal Person (NBS)
6. Mr. Abdallah Ngodu – Acting Permanent Secretary – ALAT
7. Ms. Sylvia Siriwa Mpinge – Acting Director of Gender Development. MHCDGEC
8. Dr. F.A. Mkumbo – Acting Rector – EASTC
9. Ibrahim Kalengo – Acting Deputy Executive Secretary – Social Services and Demography, Planning Commission
10. Ms. Edith Mbatia – M&E Officer – UNICEF
11. Samwel Msokwa – Population Expert – UNFPA
12. Ekingo Magembe (Principal Economist Poverty Eradication Division)
13. Prof. Fortunata Makene (Head of Strategic Research and Publication ESRF)
14. Mr. Nelson Ndifwa – Lecturer EASTC
15. Dotto Dulla (CDO) – SS&D Cluster Planning Commission
16. OCGS Zanzibar – Khadija Khamisi (DSSD, Mwanajuma Ali (Head Crime and Gender Statistics) and Asha Mussa
17. Khadija Khamisi (DSSD, OCGS Zanzibar)
18. Mwanajuma Ali (Head Crime and Gender Statistics, OCGS Zanzibar)
19. Asha Mussa (Statistician, Crime and Gender Statistics, OCGS Zanzibar)
20. Muzne Omar (Statistical Officer, PO-RALG Zanzibar)
21. Elgiva Florence (Statistician, DICT (LGMD) PO-RALG)
22. Imani Kasake (Statistician, DICT (LGMD) PO-RALG)
23. Dr. Among Manyama, Deputy Country Rep. UNDP.
24. Dr Herbet Hambati (Coordinator: Population Studies, Research Center) (Academic)
25. Dr. Kafanabo (Coordinator, Gender Institute, University of Dar es Salaam (Academic)
26. Dr. Amina S. Msengwa Head, Department of Statistics, University of Dar es Salaam.
27. Lilian Liundi: ED, Tanzania Gender Networking (Civil Society)
28. Gladness Hemed Munuo (Coordinator) Tanzania Women Lawyers Association, Crisis Resolving Center) (Civil Society)
29. Sylvia Daulinge (TAMWA (Civil Society)
30. Davis Lumah (TAMWA (Civil Society)

31. Sitti Abbas Ali Chairperson Save New Generation (Zanzibar)
32. Mwanadawa K Mohamed: Secretary JUWAUZA (Zanzibar)
33. Mwanjaha Maulid Khamis Member ZAWICO (Zanzibar)
34. Khalfan Haj Simai Chairperson VICOE (Zanzibar)
35. Mwanjana Suleiman Director IAVC (Zanzibar)
36. Zuena Suleim (Member) UWT (Zanzibar)
37. Timothy Philemon: Director IAVC (Zanzibar)
38. Njuma Ali Juma (field supervisor) U.W.Z (Zanzibar)
39. Oliver Kanabo (Program officer, Irish Aid)



UN Women Tanzania
Plot 18 Kivukoni Road
P.O. Box 7961192
Dar es Salaam, TZ
+255 (0) 22-2122722/3
Fax: 041-256-237553
Email: dg@nbs.go.tz
Website: www.nbs.og.tz